

| WHEEL AND GEARBOX SIDE BOOT | | | | | STEERING RACK GAITER | | | | |
|-----------------------------|-------------|----------------------------|------------|-------------|----------------------|-------------|------|------|--------|
| version | date | note | wheel | gearbox L/R | version | date | note | left | right |
| 1500/1600 | | | | | | | | | |
| 1.5 | 08/65-07/70 | | 44212 | | | | | | |
| Amarock | | | | | | | | | |
| 2.0 all models | 03/10-10/16 | | 44223 | 44333T | 2.0 all models | 03/10-10/16 | | | 44139T |
| Beetle | | | | | | | | | |
| 1.2 - 1.3 | 08/65-07/70 | | 44212 | | ALL VERSIONS | 08/65-07/70 | | | 44109 |
| Bora | | | | | | | | | |
| 1.6 74 Kw | 08/98-05/05 | Automatic gear | 44251 | | ALL VERSIONS | 08/98-05/05 | | | 44123T |
| | | Autom to ch.1JXW166084 | | 44351 | | | | | |
| | | Autom from ch.1JXW166085 | | 44341T | | | | | |
| Manual gear | 44250 | 44313T | | | | | | | |
| 1.6 75 Kw | 05/00-05/05 | Automatic gear | 44251 | 44341T | | | | | |
| | | Manual gear | 44250 | 44313T | | | | | |
| 1.6 77 Kw | 05/99-04/02 | | 44251 | 44341T | | | | | |
| 1.6 Fsi | 06/01-05/05 | | 44251 | 44323 | | | | | |
| 1.8 92 Kw 4WD | 11/98-09/00 | | 44251 | 44350T f/L | | | | | |
| | | | | 44316 f/R | | | | | |
| | | | 44250 rear | 44350T rear | | | | | |
| 1.8 Turbo 110 Kw | to 01/03 | | 44213 | 44344 | | | | | |
| | from 01/03 | | | 44338 | | | | | |
| 1.8 Turbo 132 Kw | to 01/03 | | 44213 | 44304 | | | | | |
| | from 01/03 | | | 44333T | | | | | |
| 1.9 Sdi | 08/98-05/05 | | 44250 | 44313T | | | | | |
| 1.9 TDi 66 Kw | 08/98-05/05 | Autom.to ch.1JXW166084 | 44251 | 44351 | | | | | |
| | | Autom.from ch.1JXW166085 | | 44341T | | | | | |
| | | Manual gear | 44251 | 44330 L | | | | | |
| | | | | 44316 R | | | | | |
| 1.9 TDi 74 Kw | 05/00-05/05 | Standard | 44251 | 44350T L | | | | | |
| | | | | 44316 R | | | | | |
| | | With adjustable headlights | 44251 | 44330 L | | | | | |
| | | | | 44316 R | | | | | |
| 1.9 TDi 81 Kw | 08/98-05/01 | Manual gear | 44251 | 44330 L | | | | | |
| | | | | 44316 R | | | | | |
| | | Autom.to ch.1JXW166084 | 44251 | 44351 | | | | | |
| | | Autom.from ch.1JXW166085 | | 44341T | | | | | |
| 1.9 TDi 85 Kw | from 12/98 | | 44213 | | | | | | |
| | 05/00-07/01 | Automatic gear | | 44344 | | | | | |
| | | Manual gear | | 44304 | | | | | |

| WHEEL AND GEARBOX SIDE BOOT | | | | | STEERING RACK GAITER | | | | |
|---|-------------------|--------------------------|-------------|--------------|----------------------|------|------|------|-------|
| version | date | note | wheel | gearbox L/R | version | date | note | left | right |
| Bora | | | | | | | | | |
| 1.9 TDi 96 Kw | to 01/03 | Automatic gear | 44213 | 44344 | | | | | |
| | from 01/03 | | | 44338 | | | | | |
| | to 01/03 | Manual gear | | 44304 | | | | | |
| | from 01/03 | | | 44333T | | | | | |
| 1.9 TDi 110 Kw | to 01/03 | | 44213 | 44304 | | | | | |
| | from 01/03 | | | 44333T | | | | | |
| 1.9 TDi 66 Kw 4WD | 10/98-05/05 | | 44251 | 44350T f/L | | | | | |
| | | | | 44316 f/R | | | | | |
| | | | 44250 rear | 44350T rear | | | | | |
| 1.9 TDi 74/96/110 Kw 4WD | to 01/03 | | 44213 front | 44304 front | | | | | |
| | | | 44250 rear | 44350T rear | | | | | |
| | from 01/03 | | 44213 front | 44333T front | | | | | |
| | | | 44250 rear | 44350T rear | | | | | |
| 1.9 TDi 95 Kw 4WD | 02/99-07/01 | | 44213 front | 44304 front | | | | | |
| | | | 44250 rear | 44350T rear | | | | | |
| 1.9 TDi Autom 74 Kw- TDi Variant 85 Kw | 1.9 from 12/98 | | 44213 | | | | | | |
| 2.0 85 Kw | 08/98-05/05 | Autom.to ch.1JXW166084 | 44251 | 44351 | | | | | |
| | | Autom.from ch.1JXW166085 | | 44341T | | | | | |
| | | Manual gear | 44251 | 44350T L | | | | | |
| | | | | 44316 R | | | | | |
| 2.0 85 Kw 4WD | 10/00-05/05 | | 44251 | 44350T f/L | | | | | |
| | | | | 44316 f/R | | | | | |
| | | | 44250 rear | 44350 rear | | | | | |
| 2.3 VR5 110 Kw | 08/98-02/01 | | 44251 | 44341T | | | | | |
| 2.3 VR5 125 Kw | to 01/03 | Automatic gear | 44213 | 44344 | | | | | |
| | from 01/03 | | | 44338 | | | | | |
| | 10/00-05/05 | Manual gear | | 44251 | 44341T | | | | |
| 2.3 VR5 110 Kw 4WD | 11/98-02/01 | | 44213 front | 44304 front | | | | | |
| | | | 44250 rear | 44350T rear | | | | | |
| 2.3 VR5 125 Kw 4WD 150 Kw 4WD | to 01/03 | | 44213 front | 44304 front | | | | | |
| | | | 44250 rear | 44350T rear | | | | | |
| | from 01/03 | | 44213 front | 44333T front | | | | | |
| | | | 44250 rear | 44350T rear | | | | | |
| 2.3i VR5 Autom | from 09/00 | | 44213 | | | | | | |
| 2.8 VR6 150 Kw 4WD | 05/99-05/01 | | 44213 front | 44304 front | | | | | |
| | | | 44250 rear | 44350T rear | | | | | |
| 2.8i VR6 all models | from 02/99 | | 44213 | | | | | | |
| Bora 4 Motion | | | | | | | | | |
| ALL VERSIONS | from 08/98 | | 44213 | | | | | | |

| WHEEL AND GEARBOX SIDE BOOT | | | | | STEERING RACK GAITER | | | | |
|-----------------------------|-------------|--------------------------|----------------|----------------------------|----------------------|-------------|------|------|--------|
| version | date | note | wheel | gearbox L/R | version | date | note | left | right |
| Bora Variant | | | | | | | | | |
| 1.6 74/75 Kw | 05/99-05/05 | Automtic gear | 44250 | 44341T | ALL VERSIONS | 08/98-05/05 | | | 44123T |
| | | Manual gear | | 44313T | | | | | |
| 1.6 77 Kw | to 12/01 | | 44251 | 44341T | | | | | |
| | from 12/01 | | | 44323 | | | | | |
| 1.6 Fsi | 06/01-05/05 | | 44251 | 44323 | | | | | |
| 1.8 Turbo 110 Kw | 10/00-05/05 | | 44251 | 44341T | | | | | |
| | to 01/03 | | | 44344 | | | | | |
| | from 01/03 | | | 44338 | | | | | |
| 1.8 Turbo 132 Kw | to 01/03 | | 44213 | 44304 | | | | | |
| | from 01/03 | | | 44333T | | | | | |
| 1.9 Sdi | 06/01-05/05 | | 44250 | 44313T | | | | | |
| 1.9 TDi 66 Kw | from 06/01 | Autom.to ch.1JXW166084 | 44251 | 44351 | | | | | |
| | | Autom.from ch.1JXW166085 | | 44341T | | | | | |
| | | Manual gear | 44251 | 44330 L 44316 R | | | | | |
| 1.9 TDi 74 Kw | 05/00-05/05 | Standard | 44251 | 44350T L 44316 R | | | | | |
| | | | | With adjustable headlights | | | | | |
| | | Autom.to ch.1JXW166084 | 44251 | | | | | | |
| | | | | Autom.from ch.1JXW166085 | | | | | |
| 1.9 TDi 81 Kw | 05/99-05/05 | Manual gear | 44251 | 44330T L 44316 R | | | | | |
| | | Automatic gear | 44213 | 44344 | | | | | |
| 1.9 TDi 85 Kw | 05/00-07/01 | Manual gear | | 44213 | 44304 | | | | |
| | | to 01/03 | Automatic gear | 44213 | 44344 | | | | |
| from 01/03 | 44338 | | | | | | | | |
| 1.9 TDi 96 Kw | to 01/03 | Manual gear | 44213 | 44304 | | | | | |
| | from 01/03 | | | 44333T | | | | | |
| 1.9 TDi 110 Kw | to 01/03 | | 44213 | 44304 | | | | | |
| | from 01/03 | | | 44333T | | | | | |
| 1.9 TDi 74/96/110 Kw 4WD | to 01/03 | | 44213 front | 44304 front | | | | | |
| | | | 44250 rear | 44350T rear | | | | | |
| | from 01/03 | | 44213 front | 44333T front | | | | | |
| | 44250 rear | | 44350T rear | | | | | | |
| 1.9 TDi 85 Kw 4WD | 02/99-07/01 | | 44213 front | 44304 front | | | | | |
| | | | 44250 rear | 44350T rear | | | | | |
| 2.0 85 Kw | 05/01-05/05 | Autom.to ch.1JXW166084 | 44251 | 44351 | | | | | |
| | | Autom.from ch.1JXW166085 | | 44341T | | | | | |
| | | Manual gear | 44251 | 44350T L 44316 R | | | | | |

| WHEEL AND GEARBOX SIDE BOOT | | | | | STEERING RACK GAITER | | | | |
|-----------------------------------|-------------|------------------------|--------------|-------------|----------------------|-------------|------|------|--------|
| version | date | note | wheel | gearbox L/R | version | date | note | left | right |
| Bora Variant | | | | | | | | | |
| 2.0 85 Kw 4WD | 10/00-05/05 | | 44251 | 44350T f/L | | | | | |
| | | | | 44316 f/R | | | | | |
| 2.8 150 Kw 4WD | to 01/03 | | 44250 rear | 44350T rear | | | | | |
| | | | 44213 front | 44304 front | | | | | |
| | from 01/03 | 44250 rear | 44350T rear | | | | | | |
| | | 44213 front | 44333T front | | | | | | |
| 2.8 VR6 4WD | 05/00-05/01 | | 44250 rear | 44350T rear | | | | | |
| | | | 44213 front | 44304 front | | | | | |
| Caddy | | | | | | | | | |
| 1.6i - 1.9 Sdi | from 06/96 | | 44214 | 44321 | ALL VERSIONS (14D) | from 10/82 | | | 44109 |
| 1.9 Sdi | from 11/95 | from chassis 6KV153268 | | 44317 | | | | | |
| Caddy "II" | | | | | | | | | |
| 1.4 | 11/95-01/04 | | 44250 | 44320T | ALL VERSIONS | 11/94-01/04 | | | 44112 |
| 1.6 | 11/95/05/97 | | 44251 | 44313T | | | | | |
| | 06/97-09/00 | | 44250 | 44320T | | | | | |
| 1.9 SD | 01/95-01/04 | | 44250 | 44313T | | | | | |
| 1.9 Sdi | 11/95-01/04 | | 44250 | 44355 L | | | | | |
| | | | | 44313T R | | | | | |
| 1.9 TDi | 09/96-01/04 | | 44251 | 44350T L | | | | | |
| | | | | 77316 R | | | | | |
| Caddy "III" | | | | | | | | | |
| 1.4 - 1.6 - 2.0 Ecofuel - 2.0 Sdi | 02/04-08/10 | | 44251 | 44350T | ALL VERSIONS | 02/04-08/10 | | | 44133T |
| 1.9 Sdi - 1.9 Tdi | 02/04-08/10 | | 44213 | 44333T | | | | | |
| 2.0 TDi | 09/07-08/10 | | 44223 | 44333T | | | | | |
| Caddy "IV" | | | | | | | | | |
| 1.2 TSi | from 09/10 | | 44223 L | 44350T | ALL VERSION | from 08/10 | | | 44133T |
| | | | 44236T R | | | | | | |
| 1.6 - 1.6 GPL | to 05/11 | | 44251 | 44350T | | | | | |
| | | | 44213 L | 44350T | | | | | |
| | from 05/11 | 44251 R | | | | | | | |
| 1.6 TDi | | from 08/10 | 44223 L | 44333T | | | | | |
| | 44213 R | | | | | | | | |
| 1.6 TDi BlueMotion | from 08/10 | | 44213 | 44333T | | | | | |
| 2.0 EcoFuel | from 10/10 | | 44213 L | 44350T | | | | | |
| | | | 44251 R | | | | | | |
| 2.0 TDi 62 Kw | from 11/10 | | 44223 | 44333T | | | | | |

| WHEEL AND GEARBOX SIDE BOOT | | | | | STEERING RACK GAITER | | | | | | | | | |
|---|------------|--------------------|----------|-------------|----------------------|------------|------|------|--------|-------------|------------|--|--|--------|
| version | date | note | wheel | gearbox L/R | version | date | note | left | right | | | | | |
| Caddy "IV" | | | | | | | | | | | | | | |
| 2.0 TDi 81 Kw | from 08/10 | | 44223 L | 44333T | | | | | | | | | | |
| | | | 44213 R | | | | | | | | | | | |
| 2.0 TDi 103 Kw | from 11/10 | Automatic gear | 44223 | 44338 | | | | | | | | | | |
| | | Manual gear | | 44333T | | | | | | | | | | |
| Caddy "V" | | | | | | | | | | | | | | |
| 1.0 all models | from 11/15 | | 44236T | 44356T | | | | | | ALL VERSION | from 05/15 | | | 44133T |
| 1.2 TSi all models | from 06/15 | | 44236T L | 44350T | | | | | | | | | | |
| | | | 44251 R | | | | | | | | | | | |
| 1.4 - 1.4 TGi (all models) - TDi - 1.6 TDi All Track | from 06/15 | Double clutch gear | 44223 | 44333T | | | | | | | | | | |
| | | Manual gear | 44223 L | 44333T | | | | | | | | | | |
| 1.6 TDi BlueMotion | from 05/15 | Short pitch | 44236T | 44350T | | | | | | | | | | |
| | | Step long | 44223 L | 44333T | | | | | | | | | | |
| 1.6 TSi | from 11/15 | | 44236T L | 44350T | | | | | | | | | | |
| | | | 44251 R | | | | | | | | | | | |
| 2.0 TDi 55 Kw | from 06/15 | Short pitch | 44236T | 44350T | | | | | | | | | | |
| | from 01/15 | Standard | 44223 | 44333T | | | | | | | | | | |
| | from 05/15 | Step long | 44223 L | 44333T | | | | | | | | | | |
| 44260T R | | | | | | | | | | | | | | |
| 2.0 TDi 75 Kw | from 05/15 | Double clutch gear | 44223 | 44353T | | | | | | | | | | |
| | | Manual gear | 44223 L | 44333T | | | | | | | | | | |
| | | | 44260T R | | | | | | | | | | | |
| 2.0 TDi 81/90 Kw | from 05/15 | | 44223 L | 44333T | | | | | | | | | | |
| | | | 44260T R | | | | | | | | | | | |
| 2.0 TDi 103/110 Kw | from 05/15 | Double clutch gear | 44223 | 44353T | | | | | | | | | | |
| | | Manual gear | 44223 | 44333T | | | | | | | | | | |
| 2.0 TDi 4 Motion 55/103/110 Kw | from 05/15 | | 44261T L | 44333T | | | | | | | | | | |
| | | | 44223 R | | | | | | | | | | | |
| 2.0 TDi Alltrack 75 Kw | from 05/15 | Double clutch gear | 44223 | 44353T | | | | | | | | | | |
| | | Manual gear | 44223 L | 44333T | | | | | | | | | | |
| | | | 44260T R | | | | | | | | | | | |
| 2.0 TDi All track 110 Kw | from 11/15 | Double clutch gear | 44223 | 44353T | | | | | | | | | | |
| | | Manual gear | 44223 | 44333T | | | | | | | | | | |
| 2.0 TDi All track 4 Motion 110 Kw | from 11/15 | | 44261T L | 44333T | | | | | | | | | | |
| | | | 44223 R | | | | | | | | | | | |
| CC | | | | | | | | | | | | | | |
| 1.4 TSi all models | from 11/11 | Double clutch gear | 44213 | 44333T | ALL VERSION | from 11/11 | | | 44133T | | | | | |
| | | Manual gear | 44251 | 44350T | | | | | | | | | | |

| WHEEL AND GEARBOX SIDE BOOT | | | | | STEERING RACK GAITER | | | | |
|---------------------------------|-------------|------------------------|--------------|--------------|------------------------|-------------|------|------|-------|
| version | date | note | wheel | gearbox L/R | version | date | note | left | right |
| CC | | | | | | | | | |
| 1.8 TFSi | from 11/11 | Double clutch gear | 44213 | 44357T | | | | | |
| | | Manual gear | | 44333T | | | | | |
| 2.0 TDi 103 Kw | from 11/11 | Double clutch gear | 44213 | 44347T | | | | | |
| | | Manual gear | | 44333T | | | | | |
| 2.0 TDi 103 Kw 4WD | from 11/11 | | 44213 front | 44333T front | | | | | |
| | | | 44255T rear | 44350T rear | | | | | |
| 2.0 TDi 125 Kw 4WD | from 11/11 | | 44213 front | 44347T front | | | | | |
| | | | 44255T rear | 44350T rear | | | | | |
| 2.0 TDi Blue Motion 100/103 Kw | from 11/11 | Double clutch gear | 44213 | 44347T | | | | | |
| | | Manual gear | | 44333T | | | | | |
| 2.0 TDi Blue Motion 125 Kw | from 11/11 | Double clutch gear | | 44347T | | | | | |
| | | Manual gear | | 44333T | | | | | |
| | to 05/13 | | 44223 | | | | | | |
| from 05/13 | | 44261T | | | | | | | |
| 2.0 TDi Blue Motion 130 Kw | from 12/12 | Double clutch gear | | 44347T | | | | | |
| | | Standard | | 44261T | | | | | |
| | to 05/13 | Manual gear | 44223 | 44333T | | | | | |
| 2.0 TFSi all models | from 11/11 | | 44223 | 44333T | | | | | |
| 3.6 TSi 206 Kw | to 05/13 | | 44223 | 44347T | | | | | |
| | from 05/13 | | 44261T | | | | | | |
| 3.6 TSi 206 Kw 4WD | to 05/13 | | 44223 front | 44347T front | | | | | |
| | | | 44255T rear | 44350T rear | | | | | |
| | from 05/13 | | 44261T front | 44347T front | | | | | |
| | | | 44255T rear | 44350T rear | | | | | |
| 3.6 FSi 220 Kw 4WD | from 11/11 | | 44223 front | 44333T front | | | | | |
| | | | 44255T rear | 44350T rear | | | | | |
| Corrado | | | | | | | | | |
| 1.8 G60 | 09/88-06/94 | to chassis 50K006793 | 44262 L | 44350T L | ALL VERSIONS (no VR 6) | 09/88-07/95 | | | 44112 |
| | | | 44263 R | 44330 R | 2.9 VR6 all models | 08/91-07/95 | | | 44115 |
| | | from chassis 50K006793 | 44262 | 44350T L | | | | | |
| | | | | 44316 R | | | | | |
| 2.0 | 08/91-05/95 | to chassis 50K006793 | 44262 L | 44350T L | | | | | |
| | | | 44263 R | 44330 R | | | | | |
| | | from chassis 50K006793 | 44262 L | 44350T L | | | | | |
| | | | 44263 R | 44316 R | | | | | |
| 2.0i mod.531 - 2.9i VR6 mod.531 | 08/91-06/95 | | 44211 | | | | | | |
| 2.9 VR6 mod.509 | 08/91-05/95 | to chassis 50K006793 | 44251 | 44350T L | | | | | |
| | | | | 44330 R | | | | | |
| | | from chassis 50K006793 | 44251 | 44350T L | | | | | |
| | | | | 44316 R | | | | | |

| WHEEL AND GEARBOX SIDE BOOT | | | | | STEERING RACK GAITER | | | | |
|-----------------------------|------|------|-------|-------------|--------------------------|-------------|-----------------------------|---------------|---------------|
| version | date | note | wheel | gearbox L/R | version | date | note | left | right |
| Crafter | | | | | ALL VERSION | from 05/11 | | | 44135T |
| Derby | | | | | ALL VERSION | 04/75-12/88 | | 44107 | 44106 |
| E - Golf | | | | | 0.0 | from 03/14 | | 44260T | 44333T |
| E - Up | | | | | 0.0 | from 07/13 | | 44264T | 44356T |
| Eos "I" | | | | | 1.4 FSi | to 11/09 | | 44251 | 44350T |
| Eos "I" | | | | | | from 11/09 | | 44236T | 44350T |
| Eos "I" | | | | | 1.6 FSi - 2.0 FSi | 02/06-11/10 | | 44251 | 44350T |
| Eos "I" | | | | | 2.0 TDi | 02/06-05/08 | Automatic gear | 44213 | 44338 |
| Eos "I" | | | | | | | Manual gear | 44333T | |
| Eos "I" | | | | | 2.0 TFSi | 02/06-11/10 | | 44213 | 44338 |
| Eos "I" | | | | | 3.2 FSi | 02/06-11/10 | | 44223 | 44333T |
| Eos "II" | | | | | 1.4 TSi 90 Kw all models | from 11/10 | | 44236T | 44350T |
| Eos "II" | | | | | 1.4 TSi 118 Kw | from 11/10 | | 44251 | 44350T |
| Eos "II" | | | | | 2.0 TDi all models | from 11/10 | Automatic gear | 44213 | 44347T |
| Eos "II" | | | | | | | Manual gear | 44333T | |
| Eos "II" | | | | | 2.0 TFSi 147 Kw | from 11/10 | | 44223 | 44333T |
| Eos "II" | | | | | 2.0 TFSi 155 Kw | from 11/10 | Automatic gear | 44223 | 44333T |
| Eos "II" | | | | | | | Manual gear | 44213 | |
| Fox | | | | | ALL VERSION with ABS | from 11/04 | With electro hydraulic P.S. | 44253 | 44313T |
| Fox | | | | | 1.2 I | from 2005 | | 44254T | 44313T |
| Fox | | | | | 1.4 Tdi 51 Kw | from 11/04 | | 44254T | 44313T |
| Golf I | | | | | ALL VERSION (155) | 02/74-08/93 | | 44102 | 44101 |
| Golf II | | | | | ALL VERSIONS (191/193) | 08/83-11/90 | | | 44109 |
| Golf II | | | | | | | With power steering | | 44112 |

| WHEEL AND GEARBOX SIDE BOOT | | | | | STEERING RACK GAITER | | | | |
|-----------------------------|-------------|----------------|-------|-------------|-----------------------------|-------------|------------------------|-------|-------|
| version | date | note | wheel | gearbox L/R | version | date | note | left | right |
| Golf II Syncro | | | | | | | | | |
| 1.8 all models | 11/85-07/91 | | 44211 | | | | | | |
| Golf "I" | | | | | | | | | |
| 1.1 - 1.3 - 1.5 - 1.6 | 1974-1983 | | 44201 | 44301 | ALL VERSIONS | 1974-1983 | | 44102 | 44101 |
| 1.8 | 1974-1983 | | 44201 | 44302 | | | | | |
| Golf "II" | | | | | | | | | |
| 1.0 - 1.1 - 1.3 - 1.5 | 1983-1992 | | 44201 | 44301 | ALL VERSIONS | 1983-1992 | Without power steering | 44109 | |
| 1.6 - 1.8 | 1983-1992 | | 44201 | 44302 | | | With power steering | 44112 | |
| Golf "II" Van | | | | | | | | | |
| 1.6 | 08/83-07/88 | | 44250 | 44313T | 1.6 | 08/83-07/88 | | 44109 | |
| Golf "III" | | | | | | | | | |
| 1.4 44Kw - 1.6 55 KW | 08/91-07/98 | | 44250 | 44320T | ALL VERSIONS (no 1.8 - 2.8) | 08/91-07/98 | | 44115 | |
| 1.6 74 Kw | 08/95-09/97 | | 44250 | 44313T | 1.8 Syncro - 2.8 VR6 | 08/91-07/98 | | 44112 | 44115 |
| 1.8 Syncro | 10/94-09/97 | | 44203 | 44350T f/L | | | | | |
| | | | | 44316 f/R | | | | | |
| | | | | 44250 rear | | | | | |
| 1.9 SDi - 1.9 TDi | 08/91-09/97 | | 44203 | 44330 L | | | | | |
| | | | | 44316 R | | | | | |
| 2.0 - 2.0 GTi - 2.8 VR6 | 08/91-09/97 | | 44251 | 44317 L | | | | | |
| | | | | 44316 R | | | | | |
| Golf "III" Cabrio | | | | | | | | | |
| 1.6 74 Kw | 08/94-09/00 | | 44250 | 44313T | 1.6 - 1.9 TDi - 1.8 55 Kw | 08/94-12/01 | | 44112 | |
| 1.8 55Kw - 1.9 TDi | 04/97-12/01 | | 44203 | 44317 L | | 1.8 66 Kw | 09/93-07/95 | 44115 | |
| | | | | 44316 R | | | | 44115 | |
| 1.8 66 Kw - 2.0 85 Kw | 09/93-07/95 | Automatic gear | 44251 | 44351 | | 2.0 85 Kw | 08/94-07/95 | 44112 | |
| | | Manual gear | 44251 | 44350T L | | | 04/99-09/00 | 44112 | |
| Golf "III" Variant | | | | | | | | | |
| 1.4 | 08/91-07/98 | | 44250 | 44320T | ALL VERSIONS (no 1.8) | 08/91-04/99 | | 44115 | |
| 1.6 - 1.9 TD - 2.0 | 08/91-04/99 | | 44251 | 44317 L | | 1.8 | 08/91-04/99 | 44112 | 44115 |
| | | | | 44316 R | | | | | |
| 1.8 | 08/91-04/99 | | 44203 | 44317 L | | | | | |
| | | | | 44316 R | | | | | |
| 1.9 TDi | 08/91-04/99 | | 44203 | 44330 L | | | | | |
| | | | | 44316 R | | | | | |

| WHEEL AND GEARBOX SIDE BOOT | | | | | STEERING RACK GAITER | | | | |
|-----------------------------|-------------|----------------|--------|--------------------------|----------------------|-------------|------|------|--------|
| version | date | note | wheel | gearbox L/R | version | date | note | left | right |
| Golf "IV" | | | | | | | | | |
| 1.4 | 05/99-09/03 | Automatic gear | 44251 | | ALL VERSIONS | 10/97-10/03 | | | 44123T |
| | to 07/98 | | | 44351 | | | | | |
| | from 08/98 | | 44341T | | | | | | |
| | 10/97-09/03 | Manual gear | 44250 | 44313T | | | | | |
| 1.6 74 Kw | 10/97-09/03 | Automatic gear | 44251 | | | | | | |
| | to 07/98 | | | 44351 | | | | | |
| | from 08/98 | | 44341T | | | | | | |
| | 10/97-09/03 | Manual gear | 44250 | 44313T | | | | | |
| 1.6 75 Kw | 09/00-10/03 | Automatic gear | 44251 | 44341T | | | | | |
| | 10/97-09/03 | Manual gear | 44250 | 44313T | | | | | |
| 1.6 77Kw | to 12/01 | | 44251 | 44341T | | | | | |
| | from 12/01 | | | 44323 | | | | | |
| 1.6 FSi | 06/01-09/03 | | 44251 | 44323 | | | | | |
| 1.8 | to 07/98 | Automatic gear | 44251 | 44351 | | | | | |
| | from 08/98 | | | 44341T | | | | | |
| | 10/97-08/00 | Manual gear | 44251 | 44350T L 44316 R | | | | | |
| 1.8 GTi 4WD | 10/97-08/00 | | 44251 | 44350T f/L 44316 f/R | | | | | |
| | | | | 44250 rear 44316 rear | | | | | |
| 1.8 Turbo | 09/00-09/03 | Automatic gear | 44213 | | | | | | |
| | to 03/03 | | | 44344 | | | | | |
| | 09/00-09/03 | Manual gear | 44251 | 44341T | | | | | |
| 1.8 Turbo GTi 110 Kw | 10/97-09/00 | | 44521 | 44341T | | | | | |
| 1.8 Turbo GTi 132 Kw | to 01/03 | | 44213 | 44304 | | | | | |
| | from 02/03 | | | 44333T | | | | | |
| 1.9 SDi | 10/97-09/03 | | 44250 | 44313T | | | | | |
| 1.9 TDi 66Kw | 10/97-09/03 | Automatic gear | 44251 | 44341T | | | | | |
| | | Manual gear | 44251 | 44330 L 44316 R | | | | | |
| 1.9 TDi 74 Kw | 05/99-08/00 | | 44213 | 44344 | | | | | |
| | 06/01-09/03 | | | 44251 | 44350T L 44316 R | | | | |
| 1.9 TDi 81 Kw | to 07/98 | Automatic gear | 44251 | 44351 | | | | | |
| | from 08/98 | | | 44341T | | | | | |
| | 10/97-09/03 | Manual gear | 44251 | 44330 L 44316 R | | | | | |
| 1.9 TDi 85 Kw | 06/01-09/03 | Automatic gear | 44213 | 44344 | | | | | |
| | | Manual gear | | 44304 | | | | | |

| WHEEL AND GEARBOX SIDE BOOT | | | | | STEERING RACK GAITER | | | | |
|--|-------------|----------------|-------------|--------------|----------------------|------|------|------|-------|
| version | date | note | wheel | gearbox L/R | version | date | note | left | right |
| Golf "IV" | | | | | | | | | |
| 1.9 TDi 96 Kw | to 03/03 | Automatic gear | 44213 | 44344 | | | | | |
| | from 03/03 | | | 44338 | | | | | |
| | to 01/03 | Manual gear | | 44304 | | | | | |
| | from 02/03 | | | 44333T | | | | | |
| 1.9 TDi 110 Kw | 06/01-09/03 | | 44213 | 44304 | | | | | |
| 1.9 TDi 66 Kw 4Motion | 09/98-09/03 | | 44251 | 44350T f/L | | | | | |
| | | | 44250 rear | 44316 f/R | | | | | |
| 1.9 TDi 74 Kw 4Motion | 06/01-09/03 | | 44213 front | 44304 front | | | | | |
| | | | 44250 rear | 44350T rear | | | | | |
| 1.9 TDi 85 Kw 4Motion | 09/00-05/01 | Automatic gear | 44213 front | 44344 front | | | | | |
| | | | 44250 rear | 44350T rear | | | | | |
| | | Manual gear | 44213 front | 44304 front | | | | | |
| | | | 44250 rear | 44350T rear | | | | | |
| 1.9 TDi 96 Kw 4Motion | to 01/03 | | 44213 front | 44304 front | | | | | |
| | | | 44250 rear | 44350T rear | | | | | |
| | from 02/03 | | 44213 front | 44333T front | | | | | |
| | | | 44250 rear | 44350T rear | | | | | |
| 1.9 TDi 110 Kw 4Motion | 06/01-09/03 | | 44213 front | 44304 front | | | | | |
| | | | 44250 rear | 44350T rear | | | | | |
| 2.0 85 Kw | to 07/98 | Automatic gear | 44251 | 44351 | | | | | |
| | from 08/98 | | | 44341T | | | | | |
| | 11/98-09/03 | Manual gear | | 44350T L | | | | | |
| 2.0 85 Kw 4Motion | 06/01-03/09 | | 44251 | 44316 R | | | | | |
| | | | | 44350T f/L | | | | | |
| | | | | 44250 rear | 44316 f/R | | | | |
| 2.0 Bi - Fuel | 05/02-05/03 | | 44251 | 44350T L | | | | | |
| | | | | 44316 R | | | | | |
| 2.3 VR5 110 Kw | to 07/98 | Automatic gear | 44251 | 44351 | | | | | |
| | 10/97-08/00 | Manual gear | | 44341T | | | | | |
| 2.3 VR5 110 Kw 4Motion | 10/97-08/00 | | 44213 front | 44304 front | | | | | |
| | | | 44250 rear | 44350T rear | | | | | |
| 2.3 VR5 125 Kw - 2.3 VR5 Gti | 09/00-09/03 | Automatic gear | 44213 | | | | | | |
| | to 03/03 | | | 44344 | | | | | |
| | 09/00-09/03 | Manual gear | | 44341T | | | | | |
| 2.3 VR5 125 Kw 4Motion - 2.3 VR5 Gti 4Motion | to 01/03 | | 44213 front | 44304 front | | | | | |
| | | | 44250 rear | 44350T rear | | | | | |
| | | | 44213 front | 44333T front | | | | | |
| | | | 44250 rear | 44350T rear | | | | | |
| | from 02/03 | | 44213 front | 44304 front | | | | | |
| | | | 44250 rear | 44350T rear | | | | | |
| | | | 44213 front | 44333T front | | | | | |
| | | | 44250 rear | 44350T rear | | | | | |

| WHEEL AND GEARBOX SIDE BOOT | | | | | STEERING RACK GAITER | | | | | |
|----------------------------------|-------------|----------------|-------|---------------------|----------------------|--------------------|------|------|---------------|-------------------|
| version | date | note | wheel | gearbox L/R | version | date | note | left | right | |
| Golf "IV" | | | | | | | | | | |
| 2.8 Gti 4Motion - VR6 4Motion | 2.8 | 01/99-09/03 | | 44213 front | | | | | | |
| | | | | 44250 rear | 44304 front | | | | | |
| 3.2 R32 4Motion | 05/02-09/03 | Automatic gear | | 44252 front | | | | | | |
| | | | | 44250 rear | 44350T rear | | | | | |
| | | Manual gear | | 44213 front | | | | | | |
| | | | | 44250 rear | 44350T rear | | | | | |
| | to 06/03 | | | | 44304 front | | | | | |
| | | | | | 44250 rear | 44350T rear | | | | |
| from 06/03 | | | | 44333T front | | | | | | |
| | | | | 44250 rear | 44350T rear | | | | | |
| Golf "IV" Variant | | | | | | | | | | |
| 1.4 55 Kw | to 07/98 | Automatic gear | | 44351 | ALL VERSIONS | 07/98-06/06 | | | 44123T | |
| | from 08/98 | | | 44251 | | | | | | 44341T |
| | 05/99-08/00 | | | 44250 | | | | | | 44313T |
| 1.6 74 Kw | to 07/98 | Automatic gear | | 44351 | | | | | | |
| | from 08/98 | | | 44251 | | | | | | 44341T |
| | 05/99-08/00 | | | 44250 | | | | | | 44313T |
| 1.6 75 Kw | 09/00-06/06 | Automatic gear | | 44251 | | | | | | |
| | | Manual gear | | 44250 | | | | | | 44313T |
| 1.6 77 Kw | to 12/01 | | | 44251 | | | | | | |
| | from 12/01 | | | 44251 | | | | | | 44341T |
| 1.6 Fsi | 06/01-06/06 | | | 44251 | | | | | | |
| 1.8 92 Kw 4Motion | 05/99-08/00 | | | 44251 | | | | | | |
| | | | | 44250 rear | | | | | | 44350T f/L |
| 1.8 Turbo | 09/00-05/01 | Automatic gear | | 44213 | | | | | | |
| | to 03/03 | | | 44344 | | | | | | |
| | 09/00-05/01 | | | 44251 | | | | | | 44341T |
| 1.9 Sdi | 05/99-07/01 | | | 44250 | | | | | | |
| 1.9 TDi 66 Kw | 05/99-06/06 | Automatic gear | | 44251 | | | | | | |
| | | Manual gear | | 44251 | | | | | | 44330 L |
| 1.9 TDi 74 Kw | 05/99-08/00 | | | 44213 | | | | | | |
| | 06/01-06/06 | | | 44251 | | | | | | 44344 |
| 1.9 TDi 81 Kw | to 07/98 | Automatic gear | | 44251 | | | | | | |
| | from 08/98 | | | 44351 | | | | | | 44341T |
| | 05/99-08/00 | | | 44251 | | | | | | 44330 L |

| WHEEL AND GEARBOX SIDE BOOT | | | | | STEERING RACK GAITER | | | | |
|-----------------------------|-------------|----------------|-------------|--------------|----------------------|-------------|------|------|--------|
| version | date | note | wheel | gearbox L/R | version | date | note | left | right |
| Golf "IV" Variant | | | | | | | | | |
| 1.9 TDi 85 Kw | 05/99-01/01 | | 44213 | 44304 | | | | | |
| 1.9 TDi 96 Kw | to 03/03 | Automatic gear | 44213 | 44344 | | | | | |
| | from 03/03 | | | 44338 | | | | | |
| | to 01/03 | Manual gear | 44213 | 44304 | | | | | |
| | from 02/03 | | | 44333T | | | | | |
| 1.9 TDi 66 Kw 4Motion | 06/01-06/06 | | 44251 | 44350T f/L | | | | | |
| | | | | 44316 f/R | | | | | |
| 1.9 TDi 74 Kw 4Motion | 06/01-06/06 | | 44250 rear | 44350T rear | | | | | |
| | | | 44213 front | 44304 front | | | | | |
| 1.9 TDi 85 Kw 4Motion | 11/99-05/01 | Automatic gear | 44213 front | 44344 fornt | | | | | |
| | | | 44250 rear | 44350T rear | | | | | |
| | | Manual gear | 44213 front | 44304 fornt | | | | | |
| | | | 44250 rear | 44350T rear | | | | | |
| 1.9 TDi 96 Kw 4Motion | to 01/03 | | 44213 front | 44304 fornt | | | | | |
| | | | 44250 rear | 44350T rear | | | | | |
| | from 02/03 | | 44213 front | 44333T fornt | | | | | |
| | | | 44250 rear | 44350T rear | | | | | |
| 2.0 | to 07/98 | Automatic gear | 44251 | 44351 | | | | | |
| | from 08/98 | | | 44341T | | | | | |
| | 05/99-07/01 | Manual gear | 44251 | 44350T L | | | | | |
| 2.0 4Motion | 09/00-06/06 | | 44251 | 44316 R | | | | | |
| | | | | 44350T f/L | | | | | |
| | | | | 44250 rear | 44350T rear | | | | |
| 2.3 VR5 110 Kw | to 07/98 | Automatic gear | 44251 | 44351 | | | | | |
| | from 08/98 | Manual gear | | 44341T | | | | | |
| 2.3 VR5 125 Kw | 09/00-06/06 | Automatic gear | 44213 | | | | | | |
| | to 03/03 | | | 44344 | | | | | |
| | 09/00-06/06 | Manual gear | 44251 | 44341T | | | | | |
| 2.3 VR5 110 Kw 4Motion | 09/99-07/00 | | 44213 front | 44304 front | | | | | |
| | | | 44250 rear | 44350T rear | | | | | |
| 2.3 VR5 125 Kw 4Motion | to 01/03 | | 44213 front | 44304 front | | | | | |
| | | | 44250 rear | 44350T rear | | | | | |
| | from 02/03 | | 44213 front | 44333T front | | | | | |
| | | | 44250 rear | 44350T rear | | | | | |
| Golf "V" | | | | | | | | | |
| 1.4 | 10/03-10/08 | | 44250 | 44313T | ALL VERSIONS | 10/03-10/08 | | | 44133T |
| 1.4 Fsi 66 Kw | 10/03-10/08 | | 44250 | 44313T | | | | | |

| WHEEL AND GEARBOX SIDE BOOT | | | | | STEERING RACK GAITER | | | | |
|-----------------------------|-------------|-------------------------|---------------------|---------------------|----------------------|-------------|------|------|---------------|
| version | date | note | wheel | gearbox L/R | version | date | note | left | right |
| Golf "V" | | | | | | | | | |
| 1.4 Fsi 90 Kw | 08/07-10/08 | Double clutch gear | 44213 | 44333T | | | | | |
| | | Manual gear | 44251 | 44350T | | | | | |
| 1.4 Fsi 103 Kw | 03/06-10/08 | Automatic gear 6 speed | 44213 | 44333T | | | | | |
| | | Mechanical gear 6 speed | 44251 | 44350T | | | | | |
| 1.6 | 01/04-10/08 | Automatic gear 6 speed | 44251 | 44357T | | | | | |
| | | Mechanical gear 5 speed | 44251 | 44350T | | | | | |
| 1.6 Fsi | 10/03-10/08 | Automatic gear 6 speed | 44251 | 44357T | | | | | |
| | | Mechanical gear 6 speed | 44251 | 44350T | | | | | |
| 1.9 TDi 66/77 Kw | 10/03-10/08 | Automatic gear 6 speed | 44213 | 44338 | | | | | |
| | | Mechanical gear | 44251 | 44350T | | | | | |
| 1.9 TDi 77 Kw 4Motion | 12/04-10/08 | | 44213 front | 44333T front | | | | | |
| | | | 44251 rear | 44350T rear | | | | | |
| 2.0 110 Kw - 2.0 Fsi 110 Kw | 10/03-10/08 | Automatic gear 6 speed | 44251 | 44357T | | | | | |
| | | Mechanical gear 6 speed | | 44350T | | | | | |
| 2.0 Fsi 110 Kw 4Motion | 12/04-10/08 | Automatic gear 6 speed | 44251 | 44357T front | | | | | |
| | | | | 44350T rear | | | | | |
| | | Mechanical gear 6 speed | 44251 | 44350T front | | | | | |
| | | | | 44350T rear | | | | | |
| 2.0 Gti all models | 09/04-10/08 | | 44213 | 44333T | | | | | |
| 2.0 Sdi | 01/04-10/08 | | 44251 | 44350T | | | | | |
| 2.0 TDi 100/103 Kw | 10/03-10/08 | Automatic gear 6 speed | 44213 | 44338 | | | | | |
| | | Mechanical gear 6 speed | | 44333T | | | | | |
| 2.0 TDi 103 Kw 4Motion | 12/04-10/08 | | 44213 front | 44333T front | | | | | |
| | | | 44251 rear | 44350T rear | | | | | |
| 2.0 TDi 125 Kw | 10/05-10/08 | | 44223 | 44333T | | | | | |
| 3.2 R32 4Motion | to 07/07 | | 44213 front | 44333T front | | | | | |
| | | | 44251 rear | 44350T rear | | | | | |
| | from 07/07 | 44213 front | 44333T front | | | | | | |
| | | 44255T rear | 44350T rear | | | | | | |
| Golf "V" Variant | | | | | | | | | |
| 1.4 59 Kw | 08/07-06/09 | | 44250 | 44313T | ALL VERSIONS | 06/07-06/09 | | | 44133T |
| 1.4 118 Kw | 07/08-06/09 | Double clutch gear | 44213 | 44333T | | | | | |
| | | Manual gear | 44251 | 44350T | | | | | |
| 1.4 TSi 103 Kw | 07/07-06/09 | Double clutch gear | 44213 | 44333T | | | | | |
| | | Manual gear | 44251 | 44350T | | | | | |
| 1.4 TSi 125 Kw | 06/07-06/09 | Automatic gear | 44251 | 44333T | | | | | |
| | | Manual gear | | 44350T | | | | | |
| 1.6 | 06/07-06/09 | Automatic gear | 44251 | 44357T | | | | | |
| | | Manual gear | | 44350T | | | | | |

| WHEEL AND GEARBOX SIDE BOOT | | | | | STEERING RACK GAITER | | | | |
|----------------------------------|-------------|----------------------|-------------|--------------|----------------------|-------------|------|------|--------|
| version | date | note | wheel | gearbox L/R | version | date | note | left | right |
| Golf "V" Variant | | | | | | | | | |
| 1.9 TDi | 06/07-06/09 | Automatic gear | 44213 | 44338 | | | | | |
| | | Double clutch 7 gear | | 44333T | | | | | |
| | | Manual gear | 44251 | 44350T | | | | | |
| | | Standard | 44213 | | | | | | |
| 1.9 TDi Syncro | 12/07-06/09 | | 44213 front | 44333T front | | | | | |
| | | | 44255T rear | 44350T rear | | | | | |
| 2.0 Gti | 06/07-06/09 | | 44213 | 44333T | | | | | |
| 2.0 TDi | 06/07-06/09 | Automatic gear | 44213 | 44338 | | | | | |
| | | Manual gear | | 44333T | | | | | |
| Golf "VI" | | | | | | | | | |
| 1.2 TSi 63/77 Kw | 11/09-11/12 | Double clutch gear | 44236T | 44350T | ALL VERSION | 10/08-11/12 | | | 44133T |
| | | Manual gear | 44251 | 44350T | | | | | |
| 1.4 59 Kw | 10/08-11/12 | | 44250 | 44313T | | | | | |
| 1.4 TFSi 90 Kw - 1.4 TSi 118 Kw | 10/08-11/12 | Double clutch gear | 44213 | 44333T | | | | | |
| | | Manual gear | 44251 | 44350T | | | | | |
| 1.6 - 1.6 Lpg - 1.6 TDi 66/77 Kw | 10/08-11/12 | | 44251 | 44350T | | | | | |
| 1.6 TDi 77 Kw 4Motion | 12/08-11/12 | | 44213 front | 44333T front | | | | | |
| | | | 44255T rear | 44350T rear | | | | | |
| 1.8 TFSi | 06/09-11/12 | Double clutch gear | 44223 | 44333T | | | | | |
| | | Manual gear | 44213 | | | | | | |
| 2.0 | 11/09-11/12 | | 44223 | 44333T | | | | | |
| 2.0 Gti - 2.0 TDi 100/103 Kw | 10/08-11/12 | | 44213 | 44333T | | | | | |
| 2.0 TDi 81 Kw | to 01/09 | Automatic gear | 44213 | 44338 | | | | | |
| | from 01/09 | | | 44347T | | | | | |
| | 10/08-11/12 | | | Manual gear | | | | | |
| 2.0 TDi 125 Kw | 04/09-11/12 | Automatic gear | 44213 | 44347T | | | | | |
| | | Manual gear | 44223 | 44333T | | | | | |
| 2.0 TDi 103 Kw 4Motion | 10/08-11/12 | | 44213 front | 44333T front | | | | | |
| | | | 44255T rear | 44350T rear | | | | | |
| 2.0 TFSi 147 Kw - 2.0 TSi 147 Kw | to 01/10 | | 44213 | 44333T | | | | | |
| | from 01/10 | | 44223 | | | | | | |
| 2.0 TFSi R 4Motion | 11/09-11/12 | | 44223 front | 44333T front | | | | | |
| | | | 44255T rear | 44350T rear | | | | | |
| Golf "VI" Variant | | | | | | | | | |
| 1.2 TSi all models | from 08/09 | Double clutch gear | 44213 | 44333T | ALL VERSION | from 07/09 | | | 44133T |
| | | Manual gear | 44251 | 44350T | | | | | |
| 1.4 | from 07/09 | | 44250 | 44313T | | | | | |
| 1.4 TSi all models | from 07/09 | Double clutch gear | 44213 | 44333T | | | | | |
| | | Manual gear | 44251 | 44350T | | | | | |

| WHEEL AND GEARBOX SIDE BOOT | | | | | STEERING RACK GAITER | | | | |
|-------------------------------------|-------------|-----------------------------|--------------|--------------|----------------------|------------|------|------|--------|
| version | date | note | wheel | gearbox L/R | version | date | note | left | right |
| Golf "VI" Variant | | | | | | | | | |
| 1.6 | from 07/09 | Double clutch gear | 44251 | 44357T | | | | | |
| | | Manual gear | | 44350T | | | | | |
| 1.6 TDi all models | from 07/09 | Double clutch gear | 44213 | 44333T | | | | | |
| | | Manual gear | 44251 | 44350T | | | | | |
| 1.6 TDi 77 Kw 4WD | from 07/09 | | 44213 front | 44313T front | | | | | |
| | | | 44255T rear | 44350T rear | | | | | |
| 2.0 TDi 81 Kw | from 01/10 | | 44251 | 44350T | | | | | |
| 2.0 TDi 100 Kw | from 07/09 | | 44213 | 44333T | | | | | |
| 2.0 TDi 103 Kw | from 07/09 | Double clutch gear | 44213 | 44338 | | | | | |
| | | Manual gear | | 44333T | | | | | |
| Golf "VII" | | | | | | | | | |
| 1.0 TSi all models | from 05/15 | | 44236T | 44356T | ALL VERSION | from 08/12 | | | 44133T |
| 1.2 TSi all models | from 08/12 | Double clutch gear | 44236T | 44350T | | | | | |
| | | Manual gear | 44251 | | | | | | |
| 1.4 GTE Hybrid | from 01/17 | | | 44353T | | | | | |
| 1.4 TGi 81 Kw | from 06/13 | Double clutch 6 gear | 44223 | 44333T | | | | | |
| | | Standard | 44236T | 44350T | | | | | |
| 1.4 TSi all models | from 08/12 | Double clutch gear | 44260T | 44333T | | | | | |
| | | Manual gear | 44236T | 44350T | | | | | |
| 1.6 SRE mod.BQ1 | from 11/16 | Automatic gear | 44251 | 44356T | | | | | |
| | | Manual gear | | 44350T | | | | | |
| 1.6 SRE mod.5G1 | from 04/14 | Automatic gear | 44251 | 44357T | | | | | |
| | | Manual gear | | 44350T | | | | | |
| 1.6 TDi all models | from 08/12 | | 44236T | 44350T | | | | | |
| 1.6 TDi 77/81 Kw 4Motion all models | from 08/12 | | 44260T front | 44333T front | | | | | |
| | | | 44255T rear | 44313T rear | | | | | |
| 2.0 GTD BlueMotion | from 04/13 | Double clutch gear | 44223 | 44353T | | | | | |
| | | Manual gear | 44260T | 44333T | | | | | |
| 2.0 GTI BlueMotion 155/162/169 Kw | from 04/13 | | 44223 | 44333T | | | | | |
| 2.0 GTI BlueMotion 180 Kw | from 03/17 | Double/Manual/Standard | 44223 | 44333T | | | | | |
| 2.0 TDi 81 Kw | 11/12-01/13 | Double clutch gear | 44260T | 44347T | | | | | |
| | from 11/16 | | | 44353T | | | | | |
| | from 11/12 | | | Manual gear | 44236T | 44350T | | | |
| 2.0 TDi 110 Kw | from 08/12 | Double clutch gear | 44260T | 44347T | | | | | |
| | | Double clutch 6 gear | | 44353T | | | | | |
| | | Double clutch 6 gear euro 5 | 44260T | | | | | | |
| | | Double clutch 7 gear | 44223 | | | | | | |
| | | Manual gear | 44260T | 44333T | | | | | |
| | | Standard | 44223 | | | | | | |

| WHEEL AND GEARBOX SIDE BOOT | | | | | STEERING RACK GAITER | | | | |
|---|-------------|----------------------|---------------------|---------------------|----------------------|------------|------|------|---------------|
| version | date | note | wheel | gearbox L/R | version | date | note | left | right |
| Golf "VII" | | | | | | | | | |
| 2.0 TDi 130 Kw | from 11/16 | Double clutch gear | 44223 | 44353T | | | | | |
| | | Manual gear | 44260T | 44333T | | | | | |
| 2.0 TDi 110 Kw 4Motion | from 08/12 | | 44260T front | 44333T front | | | | | |
| | | | 44255T rear | 44313T rear | | | | | |
| 2.0 TDi BlueMotion 105 Kw | 08/12-10/16 | Double clutch gear | 44260T | 44347T | | | | | |
| | from 11/16 | | | 44353T | | | | | |
| | from 08/12 | | | Manual gear | | | | | |
| 2.0 TFSi R 206/215 Kw | from 08/12 | | 44223 front | 44333T front | | | | | |
| | | | 44255T rear | 44313T rear | | | | | |
| 2.0 TSI R BlueMotion 206/213/221/228 Kw 4Motion | from 08/12 | | 44223 front | 44333T front | | | | | |
| | | | 44255T rear | 44313T rear | | | | | |
| Golf "VII" Variant | | | | | | | | | |
| 1.0 TSi | from 11/16 | | 44236T | 44356T | ALL VERSION | from 04/13 | | | 44133T |
| 1.2 TSi | from 04/13 | Double clutch gear | 44236T | 44350T | | | | | |
| | | Manual gear | 44251 | | | | | | |
| 1.4 TGI CNG | from 05/13 | Double clutch 6 gear | 44223 | 44333T | | | | | |
| | | Standard | 44236T | 44350T | | | | | |
| 1.4 TSi | from 04/13 | Double clutch gear | 44260T | 44333T | | | | | |
| | | Manual gear | 44236T | 44350T | | | | | |
| 1.5 TSi ACT BlueMotion | from 04/17 | Double clutch gear | 44260T L | 44333T L | | | | | |
| | | | 44223 R | | | | | | |
| Manual gear | | | 44236T | 44350T | | | | | |
| | | | | | | | | | |
| 1.6 SRE | 05/14-10/16 | Automatic gear | 44251 | 44357T | | | | | |
| | from 11/16 | | | 44356T | | | | | |
| | from 04/14 | | | Manual gear | | | | | |
| 1.6 TDi 66 Kw | 05/13-10/16 | | 44251 | 44350T | | | | | |
| | from 11/16 | | 44236T | | | | | | |
| 1.6 TDi 77/81/85 Kw | from 05/13 | | 44236T | 44350T | | | | | |
| 1.6 TDi 77/81 Kw 4Motion | from 05/13 | | 44260T front | 44333T front | | | | | |
| | | | 44255T rear | 44313T rear | | | | | |
| 1.6 TDi Alltrack 4Motion - 1.8 FSi Alltrack 4Motion | from 05/13 | | 44260T front | 44333T front | | | | | |
| | | | 44255T rear | 44313T rear | | | | | |
| 2.0 GTD | from 05/13 | | 44223 | 44333T | | | | | |
| 2.0 GTD BlueMotion | from 11/16 | Double clutch 6 gear | 44223 | 44353T | | | | | |
| | | Double clutch 7 gear | | | | | | | |
| | | Manual gear | | 44260T | | | | | |
| 2.0 R TFSi 4Motion all models | from 11/13 | | 44223 Front | 44333T front | | | | | |
| | | | 44255T rear | 44313T rear | | | | | |
| 2.0 TDi 81 Kw | 05/13-10/16 | Double clutch gear | 44260T | 44347T | | | | | |
| | from 11/16 | | | 44353T | | | | | |
| | from 05/13 | | | 44236T | | | | | |

| WHEEL AND GEARBOX SIDE BOOT | | | | | STEERING RACK GAITER | | | | | | | | | |
|--------------------------------|-------------|-------------------------|--------------|--------------|----------------------|-------------|------|--------|-------|--------------|------------|--|--------|--|
| version | date | note | wheel | gearbox L/R | version | date | note | left | right | | | | | |
| Golf "VII" Variant | | | | | | | | | | | | | | |
| 2.0 TDi 110 Kw | from 04/13 | Double clutch gear | 44260T | 44347T | | | | | | | | | | |
| | from 11/16 | Double clutch 6 gear | | 44353T | | | | | | | | | | |
| | | Double clutch 7 gear | 44223 | | | | | | | | | | | |
| 2.0 TDi 110 Kw mod.BA5 | from 04/13 | Manual gear | 44260T | 44333T | | | | | | | | | | |
| 2.0 TDi 110 Kw mod.BV5 | from 11/16 | Manual gear | 44223 | 44333T | | | | | | | | | | |
| 2.0 TDi 130 Kw | from 11/16 | Double clutch 6 gear | 44223 | 44353T | | | | | | | | | | |
| | | Double clutch 7 gear | | | | | | | | | | | | |
| | | Manual gear | 44260T | 44333T | | | | | | | | | | |
| 2.0 Tdi 110 Kw 4Motion model | all | from 04/13 | 44260T front | 44333T front | | | | | | | | | | |
| | | | 44255T rear | 44313T rear | | | | | | | | | | |
| 2.0 TDi 130/135 4Motion models | all | from 05/13 | 44223 front | 44353T front | | | | | | | | | | |
| | | | 44255T rear | 44313T rear | | | | | | | | | | |
| Golf Plus "I" | | | | | | | | | | | | | | |
| 1.4 | 10/04-12/08 | | 44250 | 44313T | ALL VERSIONS | 10/04-12/08 | | 44133T | | | | | | |
| 1.4 Fsi 66 Kw | 07/05-12/08 | | 44250 | 44313T | | | | | | | | | | |
| 1.4 Fsi 90/103/118 Kw | 03/06-12/08 | Double clutch gear | 44213 | 44330T | | | | | | | | | | |
| | | Manual gear | 44251 | 44350T | | | | | | | | | | |
| 1.4 TSi 125 Kw | 05/06-12/08 | | 44213 | 44330T | | | | | | | | | | |
| 1.6 75 Kw | 05/05-12/08 | Automatic gear 6 Speed | 44251 | 44357T | | | | | | | | | | |
| | | Mechanical gear 5 Speed | | 44350T | | | | | | | | | | |
| 1.6 Fsi | 10/04-12/08 | Automatic gear 6 Speed | 44251 | 44357T | | | | | | | | | | |
| | | Mechanical gear 6 Speed | | 44350T | | | | | | | | | | |
| 1.9 TDi | 10/04-12/08 | Automatic gear 6 Speed | 44213 | 44338 | | | | | | | | | | |
| | | Mechanical gear | 44251 | 44350T | | | | | | | | | | |
| 2.0 Fsi | 05/05-12/08 | Automatic gear 6 Speed | 44251 | 44357T | | | | | | | | | | |
| | | Mechanical gear 6 Speed | | 44350T | | | | | | | | | | |
| 2.0 TDi | 10/04-12/08 | Double clutch gear | 44213 | 44338 | | | | | | | | | | |
| | | Manual gear | | 44333T | | | | | | | | | | |
| Golf Plus "II" | | | | | | | | | | | | | | |
| 1.2 TSi | from 08/09 | Double clutch gear | 44236T | 44350T | | | | | | ALL VERSIONS | from 01/09 | | 44133T | |
| | | Manual gear | 44251 | | | | | | | | | | | |
| 1.4 59 Kw | from 01/09 | | 44250 | 44313T | | | | | | | | | | |
| 1.4 TSi | from 01/09 | Double clutch gear | 44213 | 44333T | | | | | | | | | | |
| | | Manual gear | 44251 | 44350T | | | | | | | | | | |
| 1.6 75 Kw all models | from 01/09 | | 44251 | 44350T | | | | | | | | | | |
| 1.6 TDi 66 Kw | from 05/09 | | 44251 | 44350T | | | | | | | | | | |
| 1.6 TDi 77 Kw | from 01/09 | Double clutch gear | 44213 | 44333T | | | | | | | | | | |
| | | Manual gear | 33251 | 44350T | | | | | | | | | | |

| WHEEL AND GEARBOX SIDE BOOT | | | | | STEERING RACK GAITER | | | | | | | | | |
|-----------------------------|-------------|--------------------|------------|-------------|----------------------|-------------|---------------------|--------|-------|--------------|------------|---------------------|--------|--|
| version | date | note | wheel | gearbox L/R | version | date | note | left | right | | | | | |
| Golf Plus "II" | | | | | | | | | | | | | | |
| 2.0 Tdi 81 Kw | from 01/09 | Automatic gear | 44213 | 44347T | | | | | | | | | | |
| | | Manual gear | 44251 | 44350T | | | | | | | | | | |
| 2.0 Tdi 100 Kw | from 01/09 | | 44213 | 44333T | | | | | | | | | | |
| 2.0 Tdi 103 Kw | from 01/09 | Automatic gear | 44213 | 44347T | | | | | | | | | | |
| | | Manual gear | | 44333T | | | | | | | | | | |
| Golf Plus Spotsvan | | | | | | | | | | | | | | |
| 1.0 TSi | from 05/15 | | 44236T | 44356T | | | | | | ALL VERSIONS | from 02/14 | With servotronic | 44137 | |
| 1.2 TSi 63 Kw | from 05/14 | | 44251 | 44350T | | | | | | | | Without servotronic | 44133T | |
| 1.2 TSI 81 Kw | from 04/14 | Double clutch gear | 44236T | 44350T | | | | | | | | | | |
| | | Manual gear | 44251 | | | | | | | | | | | |
| 1.4 TSI 92 Kw | from 04/14 | | 44236T | 44350T | | | | | | | | | | |
| 1.4 TSI 110 Kw | from 02/14 | Double clutch gear | 44260T | 44333T | | | | | | | | | | |
| | | Manual gear | 44236T | 44350T | | | | | | | | | | |
| 1.6 | from 05/14 | Automatic gear | 44251 | 44357T | | | | | | | | | | |
| | | Manual gear | | 44350T | | | | | | | | | | |
| 1.6 TDi 66 Kw BlueMotion | from 02/14 | | 44251 | 44350T | | | | | | | | | | |
| 1.6 TDi 81 Kw BlueMotion | from 02/14 | | 44236T | 44350T | | | | | | | | | | |
| 2.0 TDi 81 Kw | from 05/14 | Double clutch gear | 44260T | 44353T | | | | | | | | | | |
| | | Manual gear | 44236T | 44350T | | | | | | | | | | |
| 2.0 TDi 110 Kw BlueMotion | from 02/14 | Double clutch gear | 44223 | 44353T | | | | | | | | | | |
| | | Manual gear | 44260T | 44333T | | | | | | | | | | |
| Jetta I | | | | | | | | | | | | | | |
| | | | | | ALL VERSIONS | 08/75-07/85 | | 44102 | 44101 | | | | | |
| Jetta II (1G2) | | | | | | | | | | | | | | |
| | | | | | ALL VERSIONS | 08/81-04/92 | With power steering | 44103 | | | | | | |
| | | | | | | | | 44109 | | | | | | |
| Jetta II Syncro | | | | | | | | | | | | | | |
| ALL VERSIONS | 11/85-10/91 | | 44211 rear | | ALL VERSIONS | 11/85-10/91 | | 44109 | | | | | | |
| | | | | | | | With power steering | 44103 | | | | | | |
| Jetta "III" | | | | | | | | | | | | | | |
| | | | | | ALL VERSIONS | 08/05-10/10 | | 44133T | | | | | | |
| Jetta "IV" | | | | | | | | | | | | | | |
| 1.2 TSi | from 10/10 | | 44251 | 44350T | ALL VERSIONS | from 04/10 | | 44133T | | | | | | |
| 1.4 TSi - 1.6 TDi | from 11/10 | Double clutch gear | 44213 | 44333T | | | | | | | | | | |
| | | Manual gear | 44251 | 44350T | | | | | | | | | | |

| WHEEL AND GEARBOX SIDE BOOT | | | | | STEERING RACK GAITER | | | | | | | | | |
|-----------------------------|-------------|-----------------------------|--------|-------------|----------------------|-------------|-------------------------|-------|--------|--------------|--------|--|--|--------|
| version | date | note | wheel | gearbox L/R | version | date | note | left | right | | | | | |
| Jetta "IV" | | | | | | | | | | | | | | |
| 2.0 | from 06/10 | Automatic gear | 44251 | 44357T | | | | | | | | | | |
| | | Manual gear | | 44350T | | | | | | | | | | |
| 2.0 TDI 81 Kw | from 10/10 | | 44251 | 44350T | | | | | | | | | | |
| 2.0 TDI 103 Kw | from 10/10 | Automatic gear | 44213 | 44358T | | | | | | | | | | |
| | | Manual gear | | 44333T | | | | | | | | | | |
| 2.0 TSI | from 12/10 | Double clutch gear | 44223 | 44333T | | | | | | | | | | |
| | | Manual gear | 44213 | | | | | | | | | | | |
| 2.5 - 2.5 TSi | from 04/10 | Automatic gear | 44213 | 44359T | | | | | | | | | | |
| | | Manual gear | 44251 | 44350T | | | | | | | | | | |
| LT "III" | | | | | | | | | | | | | | |
| | | | | | ALL VERSIONS | from 05/96 | | | 44140T | | | | | |
| Lupo | | | | | | | | | | | | | | |
| 1.0 | 10/98-07/05 | | 44250 | 44320T | ALL VERSIONS | 10/98-07/05 | Standard/hydraulic P.S. | | 44104 | | | | | |
| 1.2 TDi 3L | 05/99-07/05 | | 44216T | 44323 | | | With power steering | 44116 | | | | | | |
| 1.4 44/74 Kw | 05/99-07/05 | | 44250 | 44320T | | | Without power steering | 44110 | | | | | | |
| 1.4 55Kw | 10/98-07/05 | | 44250 | 44313T | | | | | | | | | | |
| | 09/00-04/02 | Automatic gear | | 44320T | | | | | | | | | | |
| 1.4 Fsi - 1.7 Sdi | 10/98-07/05 | | 44250 | 44320T | | | | | | | | | | |
| 1.4 TDi | 05/99-07/05 | | 44217 | 44350T | | | | | | | | | | |
| 1.6 Gti | 06/00-07/05 | | 44217 | 44313T | | | | | | | | | | |
| Multivan "T5" | | | | | | | | | | | | | | |
| 1.9 TDi - 2.5 TDi | 08/03- | 44223T | 44223 | 44335 | | | | | | ALL VERSIONS | 08/03- | | | 44129T |
| 2.0 BiTDi - 2.0 TDi | 09/09- | Double clutch gear - tripod | | 44352T | | | | | | | | | | |
| 2.0 BiTDi - 2.0 TDi | 09/09- | | 44229T | | | | | | | | | | | |
| 2.0 BiTDi - 2.0 TDi | 09/09- | Gerabox manual | | 44339T | | | | | | | | | | |
| 2.0 BiTDi 4Motion | 09/09- | front | | 44339T | | | | | | | | | | |
| | | rear | 44257T | 44340T | | | | | | | | | | |
| 2.5 TDi | 03/03- | left , right - 44223T | 44223 | 44335 | | | | | | | | | | |
| New Beetle | | | | | | | | | | | | | | |
| 3.2i | 10/00-05/01 | | 44213 | | | | | | | | | | | |
| New Beetle "I" | | | | | | | | | | | | | | |
| 1.6 | 06/00-06/05 | | 44251 | 44350T L | ALL VERSIONS | 01/98-06/05 | | | 44123T | | | | | |
| | | | | 44316 R | | | | | | | | | | |
| 1.8 Turbo - 2.0 | 07/00-06/05 | | 44251 | 44341T | | | | | | | | | | |
| 1.9 TDi | 11/98-06/05 | | 44251 | 44330 L | | | | | | | | | | |
| | | | | 44316 R | | | | | | | | | | |

| WHEEL AND GEARBOX SIDE BOOT | | | | | STEERING RACK GAITER | | | | |
|--|-------------|-----------------------------------|-------|---------------------|----------------------|-------------|---------------------|--------|-------|
| version | date | note | wheel | gearbox L/R | version | date | note | left | right |
| New Beetle "I" Cabrio | | | | | | | | | |
| 1.6 - 1.9 TDi 74 Kw | 03/03-04/10 | | 44251 | 44350T L 44316 R | ALL VERSIONS | 01/03-04/10 | | 44123T | |
| 1.9 TDi 77 Kw | 07/05-04/10 | | 44251 | 44330 L 44316 R | | | | | |
| New Beetle "II" | | | | | | | | | |
| | | | | | ALL VERSIONS | from 07/05 | | 44123T | |
| New Beetle "II" Cabrio | | | | | | | | | |
| 1.2 TSi | from 12/11 | Double clutch gear Manual gear | 44251 | 44333T | ALL VERSIONS | from 12/10 | | 44133T | |
| 1.4 TSi - 1.6 TDi | from 10/11 | Double clutch gear Manual gear | 44213 | 44333T | | | | | |
| 1.8 | from 12/13 | Automatic gear Manual gear | 44213 | | | | | | |
| 2.0 TDi | from 12/10 | Double clutch gear Manual gear | 44223 | 44347T 44333T | | | | | |
| 2.0 TSi | from 12/10 | Double clutch gear Manual gear | 44223 | 44333T 44251 | | | | | |
| 2.5 - 2.5 TSi | from 12/11 | Automatic gear Manual gear | 44251 | 44359T | | | | | |
| New Beetle "III" | | | | | | | | | |
| 1.2 TSi | from 07/11 | Double clutch gear Manual gear | 44251 | 44333T | ALL VERSIONS | from 04/11 | | 44133T | |
| 1.4 TSi | from 10/11 | Double clutch gear Manual gear | 44213 | 44333T 44251 | | | | | |
| 1.6 TDi | from 10/11 | | 44251 | | | | | | |
| 2.0 TDi | from 04/12 | Double clutch gear Manual gear | 44223 | 44347T 44333T | | | | | |
| 2.0 TSi | from 04/11 | Double clutch gear Manual gear | 44223 | 44333T 44251 | | | | | |
| 2.5 TSi | from 04/11 | Automatic gear Manual gear | 44251 | 44359T | | | | | |
| Passat | | | | | | | | | |
| 1.6 - 1.6i - 1.6 TD - 1.8i all models - 1.9 D | 04/88-10/95 | | 44208 | | ALL VERSIONS | 04/88-08/93 | With power steering | 44112 | |
| 1.9 TDi all models | from 08/98 | | 44213 | | | | | | |
| 2.0i 85 Kw all models | 03/90-09/94 | | 44208 | | | | | | |

| WHEEL AND GEARBOX SIDE BOOT | | | | | STEERING RACK GAITER | | | | |
|-------------------------------|-------------------|--------------------|-------------|--------------|----------------------|-------------|----------|--------|-------|
| version | date | note | wheel | gearbox L/R | version | date | note | left | right |
| Passat | | | | | | | | | |
| 2.0i 88 Kw | 09/99-12/00 | | 44213 | 44309 | | | | | |
| 2.0i 16V all models | 08/88-12/93 | | 44208 | | | | | | |
| 2.0i Autom 85 Kw | from 10/00 | | | 44327 | | | | | |
| 2.2 l | 1980-1989 | | | 44346 | | | | | |
| Passat CC | | | | | | | | | |
| 1.8 - 1.8 TFSi | from 06/08 | Double clutch gear | 44223 | 44333T | ALL VERSION | from | 06-ago | 44133T | |
| | | Manual gear | 44213 | | | | | | |
| 2.0 FSi | to 12/08 | Automatic gear | | 44338 | | | | | |
| | from 01/09 | | | 44347T | | | | | |
| | from 11/09 | Manual gear | | 44333T | | | | | |
| | from 02/10 | | 44223 | | | | | | |
| 2.0 TDi 100/103 Kw | to 12/08 | Automatic gear | | 44338 | | | | | |
| | from 01/09 | | 44213 | 44347T | | | | | |
| | from 09/08 | Manual gear | | 44333T | | | | | |
| 2.0 TDi 105 Kw | to 12/08 | | 44213 | 44338 | | | | | |
| | from 01/09 | | 44213 | 44347T | | | | | |
| 2.0 TDi 125 Kw | from 06/08 | Automatic gear | | 44347T | | | | | |
| | | Manual gear | | 44333T | | | | | |
| 2.0 TDi 103 Kw 4Motion models | all from 06/08 | | 44213 front | 44333T front | | | | | |
| | | | 44255T rear | 44350T rear | | | | | |
| 2.0 TDi 125 Kw 4Motion models | all from 11/10 | | 44213 front | 44347T front | | | | | |
| | | | 44255T rear | 44350T rear | | | | | |
| 2.0 TFSi | to 12/08 | Automatic gear | 44213 | 44338 | | | | | |
| | from 01/09 | | | 44347T | | | | | |
| | from 06/08 | Manual gear | | 44333T | | | | | |
| 3.6 FSi 4Motion | from 06/08 | | 44223 front | 44333T front | | | | | |
| | | | 44255T rear | 44350T rear | | | | | |
| Passat "III" | | | | | | | | | |
| 1.6 - 1.8 - 1.9 TD | 10/93-10/96 | | 44251 | 44330 | ALL VERSIONS | 08/93-04/97 | TRW type | 44112 | |
| 1.9 TDi 66 Kw | 08/95-10/96 | Automatic gear | 44251 | 44351 | | | ZF type | 44115 | |
| | | Manual gear | 44251 | 44330 L | | | | | |
| 1.9 TDi 81 Kw | 08/95-10/96 | | 44251 | 44316 R | | | | | |
| | | | | 44350T L | | | | | |
| 2.0 79/85 Kw | 08/93-04/97 | | 44251 | 44316 R | | | | | |
| | | | | 44330 | | | | | |
| 2.0 110 Kw | 01/94-10/96 | | 44251 | 44350T L | | | | | |
| | | | | 44316 R | | | | | |

| WHEEL AND GEARBOX SIDE BOOT | | | | | STEERING RACK GAITER | | | | |
|---|-------------|-------------------------|-------------|-------------|---------------------------|-------------|----------------|-------------|-------------|
| version | date | note | wheel | gearbox L/R | version | date | note | left | right |
| Passat "III" Variant | | | | | | | | | |
| 1.6 - 1.8 - 1.9 TD | 10/93-10/96 | | 44251 | 44330 | ALL VERSIONS | 08/93-04/97 | TRW type | 44112 | |
| | | Automatic gear | 44251 | 44351 | | | ZF type | 44115 | |
| 1.9 TDi 66 Kw | 08/95-10/96 | Manual gear | 44251 | 44330 L | | | | | |
| | | | | 44316 R | | | | | |
| 1.9 TDi 81 Kw | 08/95-10/96 | | 44251 | 44350T L | | | | | |
| | | | | 44316 R | | | | | |
| 2.0 79/85 Kw | 08/93-04/97 | | 44251 | 44330 | | | | | |
| 2.0 110 Kw | 01/94-10/96 | | 44251 | 44350T L | | | | | |
| | | | | 44316 R | | | | | |
| Passat "IV" | | | | | | | | | |
| 1.6 74 Kw | 11/96-08/00 | Automatic gear | 44217 | 44351 L | 1.6 74 Kw | | to 01/99 | 44142 | 44131T |
| | | | | | | | from 01/99 | 44141T | 44118 |
| | | Manual gear | | 44324 | 1.6 75 Kw | | 09/00-03/05 | 44118 | 44131T |
| 1.6 75 Kw | 09/00-03/05 | | 44217 | 44324 | 1.8 all models | | to 01/99 | 44142 | 44131T |
| | | | | | | | from 01/99 | 44141T | 44118 |
| 1.8 85/92 Kw | 11/96-08/00 | Automatic gear | 44217 | 44351 L | 1.9 TDi 66/81/85 Kw | | to 01/99 | 44142 | 44131T |
| | | | | | | | from 01/99 | 44141T | 44118 |
| | | Manual gear | | 44325 | | | to 01/99 | 44142 | 44131T |
| 1.8 110 Kw | 11/96-08/00 | Automatic gear | 44217 | 44351 | 1.9 TDi 74 Kw | | 01/00-03/05 | 44118 | 44131T |
| | from 09/00 | | | | | | 44207 | 44141T | 44118 |
| | 11/96-08/00 | Manual gear | 44217 | 44325 | 1.9 TDi 96 Kw | | to 05/03 | 44118 | 44131T |
| | from 09/00 | | | | | | 44351 | 44118 | 44131T |
| 1.8 92 Kw Syncro | 05/97-08/00 | Automatic gear | 44217 front | 44351 front | 1.9 TDi 96 Kw 4Motion | | 09/00-03/05 | 44136 | 44118 |
| | | | 44218 rear | 44324 rear | | | 44118 | 44131T | |
| | | Manual gear | 44217 front | 44325 front | 2.0 85/96 Kw | | to 01/99 | 44142 | 44131T |
| | | | 44218 rear | 44324 rear | | | from 01/99 | 44141T | 44118 |
| 1.9 TDi 66 Kw | 11/96-08/00 | Automatic/Standard gear | 44217 | 44351 | 2.0 TDi | | 01/04-03/05 | 44118 | 44131T |
| 1.9 TDi 74/81/85/96 Kw | 11/96-03/05 | | 44207 | 44351 | 2.0 TDi | | 01/04-03/05 | 44118 | 44131T |
| 1.9 TDi 81/85 Kw Syncro - 1.9 TDi 96 Kw 4Motion | 05/97-03/05 | | 44207 front | 44351 front | 2.3 4Motion | | 09/00-03/05 | 44136 | 44118 |
| | | | 44218 rear | 44324 rear | | | to 01/99 | 44142 | |
| 2.0 85 Kw | 09/00-03/05 | Automatic gear | 44217 | 44351 | 2.3 VR5 | | from 02/99 | 44141T | 44118 |
| | | Manual gear | | 44325 | | | to 01/99 | 44142 | |
| 2.0 85 Kw 4Motion | 09/00-03/05 | | 44217 front | 44324 | 2.5 TDi 110 Kw all models | | from 02/99 | 44141T | 44118 |
| | | | 44218 rear | | | | 2.5 TDi 120 Kw | 06/03-03/05 | 44118 |
| | | | | | 2.5 TDi 132 Kw 4Motion | | 01/03-03/05 | 44136 | 44118 |
| 2.0 96 Kw | 11/01-03/05 | | 44217 | 44351 | 2.8 140/142/143 Kw | | to 01/99 | 44142 | |
| 2.0 TDi - 2.3 125 Kw | 09/00-03/05 | | 44207 | 44351 | | | from 02/99 | 44141T | 44118 |
| 2.3 125 Kw 4Motion | 09/00-03/05 | | 44207 front | 44351 front | 2.8 142 Kw 4Motion | | 09/00-03/05 | 44136 | 44118 |
| | | | 44218 rear | 44324 rear | | | to 01/99 | 44142 | |
| 2.3 VR5 | 11/96-08/00 | Automatic/manual gear | 44217 | 44351 | 2.8 VR6 all models | | from 02/99 | 44141T | 44118 |
| 2.5 TDi 110/120 Kw | 08/98-03/05 | | 44207 | 44351 | | | 4.0 W8 4Motion | | 05/02-03/05 |

| WHEEL AND GEARBOX SIDE BOOT | | | | | STEERING RACK GAITER | | | | | |
|---|-------------|-------------------------|-------------|-------------|---------------------------|------------------------|------|-------------|-------------|-------|
| version | date | note | wheel | gearbox L/R | version | date | note | left | right | |
| Passat "IV" | | | | | | | | | | |
| 2.5 TDi 110/132 Kw 4Motion | 09/00-03/05 | | 44207 front | 44351 front | | | | | | |
| | | | 44218 rear | 44325 rear | | | | | | |
| 2.8 140/142 Kw | 01/99-08/00 | | 44207 | 44351 | | | | | | |
| 2.8 142 Kw 4Motion | 09/00-03/05 | Automatic gear | 44217 front | 44351 front | | | | | | |
| | | | 44218 rear | 44324 rear | | | | | | |
| | | Manual gear | 44207 front | 44351 front | | | | | | |
| | | | 44218 rear | 44324 rear | | | | | | |
| 2.8 VR6 | 05/97-08/00 | | 44207 | 44351 | | | | | | |
| 4.0 W8 4Motion | 05/02-03/05 | | 44207 front | 44351 front | | | | | | |
| | | | 44218 rear | 44324 rear | | | | | | |
| Passat "IV Variant" | | | | | | | | | | |
| 1.6 74 Kw | 11/96-08/00 | Automatic gear | 44217 | 44351 L | 1.6 74 Kw | to 01/99 | | 44142 | 44131T | |
| | | Manual gear | | 44324 | | from 01/99 | | 44141T | 44118 | |
| 1.6 75 Kw | 09/00-03/05 | | 44217 | 44324 | 1.6 75 Kw | 09/00-03/05 | | 44118 | 44131T | |
| 1.8 85/92 Kw | 11/96-08/00 | Automatic gear | 44217 | 44351 L | 1.8 all models | to 01/99 | | 44142 | 44131T | |
| | | Manual gear | | 44325 | | from 01/99 | | 44141T | 44118 | |
| 1.8 110 Kw | 11/96-08/00 | Automatic gear | 44217 | 44351 | 1.9 TDi 66/81/85 Kw | to 01/99 | | 44142 | 44131T | |
| | from 09/00 | | 44207 | | | from 01/99 | | 44141T | 44118 | |
| | 11/96-08/00 | Manual gear | 44217 | 44325 | 1.9 TDi 74 Kw | to 05/03 | | 44118 | 44131T | |
| | from 09/00 | | 44351 | from 05/03 | | 44118 | | 44131T | | |
| 1.8 92 Kw Syncro | 05/97-08/00 | Automatic gear | 44217 front | 44351 front | 1.9 TDi 96 Kw 4Motion | 09/00-03/05 | | 44136 | 44118 | |
| | | | 44218 rear | 44324 rear | | to 01/99 | | 44118 | 44131T | |
| | | Manual gear | 44217 front | 44325 front | 2.0 85/96 Kw | to 01/99 | | 44142 | 44131T | |
| | | | 44218 rear | 44324 rear | | from 01/99 | | 44141T | 44118 | |
| 1.9 TDi 66 Kw | 11/96-08/00 | Automatic/Standard gear | 44217 | 44351 | 2.0 88 Kw | 09/00-03/05 | | 44118 | 44131T | |
| 1.9 TDi 74/81/85/96 Kw | 11/96-03/05 | | 44207 | 44351 | 2.0 85 4Motion | 01/04-03/05 | | 44118 | 44131T | |
| 1.9 TDi 81/85 Kw Syncro - 1.9 TDi 96 Kw 4Motion | 05/97-03/05 | | 44207 front | 44351 front | 2.0 TDi | 09/00-03/05 | | 44136 44118 | | |
| | | | 44218 rear | 44324 rear | | | | 2.3 4Motion | 01/04-03/05 | 44136 |
| 2.0 85 Kw | 09/00-03/05 | Automatic gear | 44217 | 44351 | 2.3 VR5 | to 01/99 | | 44142 | | |
| | | Manual gear | | 44325 | | from 02/99 | | 44141T | 44118 | |
| 2.0 85 Kw 4Motion | 09/00-03/05 | | 44217 front | 44324 | 2.5 TDi 110 Kw all models | to 01/99 | | 44142 | | |
| | | | 44218 rear | | | from 02/99 | | 44141T | 44118 | |
| 2.0 96 Kw | 11/01-03/05 | | 44217 | 44351 | 2.5 TDi 120 Kw | 06/03-03/05 | | 44118 | 44131T | |
| | | | 44207 | 44351 | | 2.5 TDi 132 Kw 4Motion | | 01/03-03/05 | 44136 | 44118 |
| 2.0 TDi - 2.3 125 Kw | 09/00-03/05 | | 44207 | 44351 | 2.8 140/142/143 Kw | to 01/99 | | 44142 | | |
| | | | 44207 front | 44351 front | | from 02/99 | | 44141T | 44118 | |
| 2.3 125 Kw 4Motion | 09/00-03/05 | | 44218 rear | 44324 rear | 2.8 142 Kw 4Motion | 09/00-03/05 | | 44136 | 44118 | |
| | | | 44207 front | 44351 front | | to 01/99 | | 44142 | | |
| 2.3 VR5 | 11/96-08/00 | Automatic/manual gear | 44217 | 44351 | 2.8 VR6 all models | from 02/99 | | 44141T | 44118 | |
| | | | 44207 | 44351 | | 4.0 W8 4Motion | | 05/02-03/05 | 44136 | 44118 |

| WHEEL AND GEARBOX SIDE BOOT | | | | | STEERING RACK GAITER | | | | | |
|-----------------------------------|-------------|--------------------------|-------------|--------------|----------------------|-------------|------|------|--------|--|
| version | date | note | wheel | gearbox L/R | version | date | note | left | right | |
| Passat "IV Variant" | | | | | | | | | | |
| 2.5 TDi 110/132 Kw 4Motion | 09/00-03/05 | | 44207 front | 44351 front | | | | | | |
| | | | 44218 rear | 44325 rear | | | | | | |
| 2.8 142 Kw 4Motion | 09/00-03/05 | Automatic gear | 44217 front | 44351 front | | | | | | |
| | | | 44218 rear | 44324 rear | | | | | | |
| | | Manual gear | 44207 front | 44351 front | | | | | | |
| | | | 44218 rear | 44324 rear | | | | | | |
| 4.0 W8 4Motion | 05/02-03/05 | | 44207 front | 44351 front | | | | | | |
| | | | 44218 rear | 44324 rear | | | | | | |
| Passat "V" | | | | | | | | | | |
| 1.4 FSi - 1.4 TSi - 1.6 - 1.6 FSi | 04/05-11/10 | | 44251 | 44350T | ALL VERSIONS | 04/05-11/10 | | | 44133T | |
| 1.6 TDi BlueMotion | to 10/09 | | 44213 | 44350T | | | | | | |
| | from 11/09 | | 44236T | | | | | | | |
| 1.8 TFSi | 08/08-11/09 | Automatic gear | 44213 | 44357T | | | | | | |
| | | Manual gear | | 44333T | | | | | | |
| 1.9 TDi | 04/05-11/10 | | 44251 | 44350T | | | | | | |
| 2.0 FSi | 04/05-11/10 | Automatic gear | 44251 | 44357T | | | | | | |
| | | Manual gear | | 44350T | | | | | | |
| 2.0 FSi 4Motion | 09/05-12/05 | Automatic gear | 44251 | 44357T front | | | | | | |
| | | Manual gear | | 44350T | | | | | | |
| 2.0 FSi T 147 Kw | 04/05-11/10 | | 44213 | 44333T | | | | | | |
| 2.0 TDi 81 Kw | 11/08-11/10 | | 44213 | 44350T | | | | | | |
| 2.0 TDi 81 Kw | 08/06-11/10 | Automatic gear | 44213 | 44338 | | | | | | |
| | | Manual gear | | 44333T | | | | | | |
| 2.0 TDi 90 Kw | 08/05-11/10 | | 44213 | 44333T | | | | | | |
| 2.0 TDi 100/103 Kw | 04/05-11/10 | Autom.to ch.3C9E098999 | 44213 | 44338 | | | | | | |
| | | Autom.from ch.3C9E099000 | | 44347T | | | | | | |
| | | Manual gear | | 44333T | | | | | | |
| 2.0 TDi 105 Kw | 01/09-11/10 | Automatic gear | 44213 | 44347T | | | | | | |
| | | Manual gear | 44213 | 44333T | | | | | | |
| 2.0 TDi 120/125 Kw | 04/05-11/10 | Automatic gear | 44223 | 44347T | | | | | | |
| | | Manual gear | | 44333T | | | | | | |
| 2.0 TDi 103 Kw 4Motion | 04/05-11/10 | | 44213 front | 44333T front | | | | | | |
| | | | 44251 rear | 44350T rear | | | | | | |
| 2.0 TDi 125 Kw 4Motion | 05/08-05/09 | | 44223 front | 44333T front | | | | | | |
| | | | 44255 rear | 44350T rear | | | | | | |
| 2.0 TFSi 125 Kw | to 12/08 | | 44213 | 44338 | | | | | | |
| | from 01/09 | | | 44347T | | | | | | |
| 2.0 TFSi 147 Kw | to 12/08 | Automatic gear | 44213 | 44338 | | | | | | |
| | from 01/09 | | | 44347T | | | | | | |
| | 05/08-11/09 | Manual gear | | 44333T | | | | | | |

| WHEEL AND GEARBOX SIDE BOOT | | | | | STEERING RACK GAITER | | | | |
|-----------------------------------|-------------|--------------------------|--------------------|---------------------|----------------------|-------------|------|------|---------------|
| version | date | note | wheel | gearbox L/R | version | date | note | left | right |
| Passat "V" | | | | | | | | | |
| 3.2 FSi | 09/05-11/10 | | 44223 | 44338 | | | | | |
| 3.2 FSi 4Motion | 12/05-11/10 | | 44223 front | 44338 front | | | | | |
| | | | 44251 rear | 44350T rear | | | | | |
| 3.6 FSi | 02/06-11/10 | | 44223 | 44347T | | | | | |
| 3.6 FSi 4Motion | 02/06-11/10 | | 44223 front | 44347T front | | | | | |
| | | | 44255T rear | 44350T rear | | | | | |
| Passat "V" Variant | | | | | | | | | |
| 1.4 FSi - 1.4 TSi - 1.6 - 1.6 FSi | 04/05-11/10 | | 44251 | 44350T | ALL VERSIONS | 04/05-11/10 | | | 44133T |
| 1.6 TDi BlueMotion | to 10/09 | | 44213 | 44350T | | | | | |
| | from 11/09 | | 44236T | | | | | | |
| 1.8 TFSi | 08/08-11/09 | Automatic gear | 44213 | 44357T | | | | | |
| | | Manual gear | | 44333T | | | | | |
| 1.9 TDi | 04/05-11/10 | | 44251 | 44350T | | | | | |
| 2.0 FSi | 04/05-11/10 | Automatic gear | 44251 | 44357T | | | | | |
| | | Manual gear | | 44350T | | | | | |
| 2.0 FSi 4Motion | 09/05-12/05 | Automatic gear | 44251 | 44357T front | | | | | |
| | | | | 44350T rear | | | | | |
| 2.0 FSi T 147 Kw | 04/05-11/10 | | 44213 | 44333T | | | | | |
| 2.0 TDi 81 Kw | 11/08-11/10 | | 44213 | 44350T | | | | | |
| 2.0 TDi 81 Kw | 08/06-11/10 | Automatic gear | 44213 | 44338 | | | | | |
| | | Manual gear | | 44333T | | | | | |
| 2.0 TDi 90 Kw | 08/05-11/10 | | 44213 | 44333T | | | | | |
| 2.0 TDi 100/103 Kw | 04/05-11/10 | Autom.to ch.3C9E098999 | 44213 | 44338 | | | | | |
| | | Autom.from ch.3C9E099000 | | 44347T | | | | | |
| | | Manual gear | | 44333T | | | | | |
| 2.0 TDi 105 Kw | 01/09-11/10 | Automatic gear | 44213 | 44347T | | | | | |
| | | Manual gear | | 44333T | | | | | |
| 2.0 TDi 120/125 Kw | 04/05-11/10 | Automatic gear | 44223 | 44347T | | | | | |
| | | Manual gear | | 44333T | | | | | |
| 2.0 TDi 103 Kw 4Motion | 04/05-11/10 | | 44213 front | 44333T front | | | | | |
| | | | 44251 rear | 44350T rear | | | | | |
| 2.0 TDi 125 Kw 4Motion | 05/08-05/09 | | 44223 front | 44333T front | | | | | |
| | | | 44255 rear | 44350T rear | | | | | |
| 2.0 TFSi 125 Kw | to 12/08 | | 44213 | 44338 | | | | | |
| | from 01/09 | | | 44347T | | | | | |
| 2.0 TFSi 147 Kw | to 12/08 | Automatic gear | 44213 | 44338 | | | | | |
| | from 01/09 | | | 44347T | | | | | |
| | 05/08-11/09 | | | Manual gear | | | | | |
| 3.2 FSi | 09/05-11/10 | | 44223 | 44338 | | | | | |

| WHEEL AND GEARBOX SIDE BOOT | | | | | STEERING RACK GAITER | | | | |
|-------------------------------------|-------------------|--------------------|-------------|--------------|----------------------|------------|------|--------|-------|
| version | date | note | wheel | gearbox L/R | version | date | note | left | right |
| Passat "V" Variant | | | | | | | | | |
| 3.2 FSi 4Motion | 12/05-11/10 | | 44223 front | 44338 front | | | | | |
| | | | 44251 rear | 44350T rear | | | | | |
| 3.6 FSi | 02/06-11/10 | | 44223 | 44347T | | | | | |
| 3.6 FSi 4Motion | 02/06-11/10 | | 44223 front | 44347T front | | | | | |
| | | | 44255T rear | 44350T rear | | | | | |
| Passat "VI" | | | | | | | | | |
| 1.4 TSi 118 Kw | from 11/10 | Double clutch gear | 44213 | 44333T | ALL VERSION | from 08/10 | | 44133T | |
| | | Manual gear | 44251 | 44350T | | | | | |
| 1.4 TSi BlueMotion 90 Kw | from 09/10 | | 44236T | 44350T | | | | | |
| 1.4 TSi Ecofuel 110 Kw | from 09/10 | Double clutch gear | 44213 | 44333T | | | | | |
| | | Manual gear | 44251 | 44350T | | | | | |
| 1.6 TDi BlueMotion | from 08/10 | | 44236T | 44350T | | | | | |
| 1.8 TFSi all models - TDi 100 Kw | 2.0 from 08/10 | | 44213 | 44333T | | | | | |
| 2.0 TDi 103 Kw | from 08/10 | Double clutch gear | 44213 | 33347T | | | | | |
| | | Manual gear | | 44333T | | | | | |
| 2.0 TDi 125 Kw | from 08/10 | Double clutch gear | 44223 | 44347T | | | | | |
| | | Manual gear | | 44333T | | | | | |
| 2.0 TDi 130 Kw | from 12/12 | Double clutch gear | 44261T | 44347T | | | | | |
| | | Manual gear | | 44333T | | | | | |
| 2.0 TDi 103/125/130 Kw 4Motion | from 08/10 | | 44213 front | 44347T front | | | | | |
| | | | 44255T rear | 44350T rear | | | | | |
| 2.0 TFSi | from 11/10 | | 44223 | 44333T | | | | | |
| 3.6 FSi 4Motion | from 01/11 | | 44223 front | 44333T front | | | | | |
| | | | 44255T rear | 44350T rear | | | | | |
| Passat "VI" Variant | | | | | | | | | |
| 1.4 TSi 118 Kw | from 11/10 | Double clutch gear | 44213 | 44333T | ALL VERSION | from 08/10 | | 44133T | |
| | | Manual gear | 44251 | 44350T | | | | | |
| 1.4 TSi BlueMotion 90 Kw | from 09/10 | | 44236T | 44350T | | | | | |
| 1.4 TSi Ecofuel 110 Kw | from 09/10 | Double clutch gear | 44213 | 44333T | | | | | |
| | | Manual gear | 44251 | 44350T | | | | | |
| 1.6 TDi BlueMotion | from 08/10 | | 44236T | 44350T | | | | | |
| 1.8 TFSi all models - TDi 100 Kw | 2.0 from 08/10 | | 44213 | 44333T | | | | | |
| 2.0 TDi 103 Kw | from 08/10 | Double clutch gear | 44213 | 33347T | | | | | |
| | | Manual gear | | 44333T | | | | | |
| 2.0 TDi 125 Kw | from 08/10 | Double clutch gear | 44223 | 44347T | | | | | |
| | | Manual gear | | 44333T | | | | | |

| WHEEL AND GEARBOX SIDE BOOT | | | | | STEERING RACK GAITER | | | | | | | | | |
|--------------------------------|------------|--------------------|--------------|--------------|----------------------|------------|-----------------------|--------|-------|-------------|------------|-----------------------|--------|--|
| version | date | note | wheel | gearbox L/R | version | date | note | left | right | | | | | |
| Passat "VI" Variant | | | | | | | | | | | | | | |
| 2.0 TDi 130 Kw | from 12/12 | Double clutch gear | 44261T | 44347T | | | | | | | | | | |
| | | Manual gear | | 44333T | | | | | | | | | | |
| 2.0 TDi 103/125/130 Kw 4Motion | from 08/10 | | 44213 front | 44347T front | | | | | | | | | | |
| | | | 44255T rear | 44350T rear | | | | | | | | | | |
| 2.0 TFSi | from 11/10 | | 44223 | 44333T | | | | | | | | | | |
| 3.6 FSi 4Motion | from 01/11 | | 44223 front | 44333T front | | | | | | | | | | |
| | | | 44255T rear | 44350T rear | | | | | | | | | | |
| Passat "VII" | | | | | | | | | | | | | | |
| 1.4 GTE Hybrid | from 06/15 | | | 44353T | | | | | | ALL VERSION | from 08/14 | With dynamic P.S. | 44133T | |
| 1.4 TSi ACT 110 Kw | from 08/14 | | 44260T | 44333T | | | | | | | | Without dynamic servo | 44137 | |
| 1.4 TSi ACT 110 Kw 4Motion | from 11/14 | | 44260T front | 44333T front | | | | | | | | | | |
| | | | 44255T rear | 44313T rear | | | | | | | | | | |
| 1.4 TSi 92 Kw - 1.6 TDi 88 Kw | from 08/14 | | 44265T | 44360T | | | | | | | | | | |
| 1.8 TFSi 132 Kw | from 02/15 | | 44223 | 44333T | | | | | | | | | | |
| 2.0 TDi all models | from 08/14 | Double clutch gear | 44223 | 44353T | | | | | | | | | | |
| | | Manual gear | | 44333T | | | | | | | | | | |
| 2.0 TDi 110 Kw 4Motion | to 11/14 | | 44260T front | 44333T front | | | | | | | | | | |
| | | | 44255T rear | 44313T rear | | | | | | | | | | |
| | from 11/14 | | 44260T front | 44333T front | | | | | | | | | | |
| | | | 44255T rear | 44350T rear | | | | | | | | | | |
| 2.0 TDi 140 Kw 4Motion | to 11/14 | | 44223 front | 44353T front | | | | | | | | | | |
| | | | 44255T rear | 44313T rear | | | | | | | | | | |
| | from 11/14 | | 44223 front | 44353T front | | | | | | | | | | |
| | | | 44255T rear | 44350T rear | | | | | | | | | | |
| 2.0 TDi 176 Kw 4Motion | from 08/14 | | 44223 front | 44353T front | | | | | | | | | | |
| | | | 44255T rear | 44350T rear | | | | | | | | | | |
| 2.0 TFSi all models | from 11/14 | | 44223 | 44333T | | | | | | | | | | |
| 2.0 TSi 4Motion | from 05/15 | | 44223 front | 44353T front | | | | | | | | | | |
| | | | 44255T rear | 44313T rear | | | | | | | | | | |
| Passat "VII" variant | | | | | | | | | | | | | | |
| 1.4 GTE Hybrid | from 06/15 | | | 44353T | ALL VERSION | from 08/14 | With dynamic P.S. | 44133T | | | | | | |
| 1.4 TSi ACT 110 Kw | from 08/14 | | 44260T | 44333T | | | Without dynamic servo | 44137 | | | | | | |
| 1.4 TSi ACT 110 Kw 4Motion | from 11/14 | | 44260T front | 44333T front | | | | | | | | | | |
| | | | 44255T rear | 44313T rear | | | | | | | | | | |
| 1.4 TSi 92 Kw - 1.6 TDi 88 Kw | from 08/14 | | 44265T | 44360T | | | | | | | | | | |
| 1.8 TFSi 132 Kw | from 02/15 | | 44223 | 44333T | | | | | | | | | | |
| 2.0 TDi all models | from 08/14 | Double clutch gear | 44223 | 44353T | | | | | | | | | | |
| | | Manual gear | | 44333T | | | | | | | | | | |

| WHEEL AND GEARBOX SIDE BOOT | | | | | STEERING RACK GAITER | | | | |
|-----------------------------|-------------|------|--------------|--------------|----------------------------|-------------|------------------------|--------|-------|
| version | date | note | wheel | gearbox L/R | version | date | note | left | right |
| Passat "VII" variant | | | | | | | | | |
| 2.0 TDi 110 Kw 4Motion | to 11/14 | | 44260T front | 44333T front | | | | | |
| | from 11/14 | | 44255T rear | 44313T rear | | | | | |
| | | | 44260T front | 44333T front | | | | | |
| | | | 44255T rear | 44350T rear | | | | | |
| 2.0 TDi 140 Kw 4Motion | to 11/14 | | 44223 front | 44353T front | | | | | |
| | from 11/14 | | 44255T rear | 44313T rear | | | | | |
| | | | 44223 front | 44353T front | | | | | |
| | | | 44255T rear | 44350T rear | | | | | |
| 2.0 TDi 176 Kw 4Motion | from 08/14 | | 44223 front | 44353T front | | | | | |
| | | | 44255T rear | 44350T rear | | | | | |
| 2.0 TFSi all models | from 11/14 | | 44223 | 44333T | | | | | |
| 2.0 TSI 4Motion | from 05/15 | | 44223 front | 44353T front | | | | | |
| | | | 44255T rear | 44313T rear | | | | | |
| Passat Syncro | | | | | | | | | |
| 1.8i G60 - 2.0i | 09/89-09/94 | | 44208 | | | | | | |
| 2.3i VR5 all models | 08/98-06/99 | | 44213 | | | | | | |
| 2.8i all models | 10/96-06/99 | | | 44317 | | | | | |
| Phaeton "I" | | | | | | | | | |
| 3.0 TDi 4Motion | from 08/04 | | 44223 front | 44358T front | ALL VERSIONS | from 05/02 | With power steering | 44125T | |
| | | | 44266T rear | 44340T rear | | | Without power steering | | |
| 3.2 | to 10/03 | | 44223 | 44344 | | | | | |
| | from 11/03 | | 44229T | 44351 | | | | | |
| 3.2 4Motion - 4.2 4Motion | from 05/03 | | 44223 front | 44358T front | | | | | |
| | | | 44266T rear | 44340T rear | | | | | |
| 4.9 TDi 4Motion | to 11/04 | | 44229T front | 33344 front | | | | | |
| | from 12/04 | | 44266 rear | 44325 rear | | | | | |
| | | | 44229T front | 33344 front | | | | | |
| | | | 44266 rear | 44340T rear | | | | | |
| 6.0 4Motion | to 11/04 | | 44223 front | 33344 front | | | | | |
| | from 12/04 | | 44266 rear | 44325 rear | | | | | |
| | | | 44223 front | 33344 front | | | | | |
| | | | 44266 rear | 44340T rear | | | | | |
| Polo | | | | | | | | | |
| ALL VERSION | 10/81-08/93 | | 44202 | 44301 | ALL VERSIONS (867/871/873) | 10/81-08/93 | | 44105 | 44106 |
| Polo "III" | | | | | | | | | |
| 1.0 - 1.3 | 09/94-04/00 | | 44250 | 44320T | 1.0 33 Kw | 09/94-07/96 | | 44110 | |
| 1.4 44 Kw | 08/95-08/99 | | 44203 | 44313T | 1.0 37 Kw - 1.4 44/74 Kw | 08/96-08/99 | | 44110 | |
| | 09/99-04/00 | | 44250 | 44320T | | 09/99-10/01 | | 44104 | |

| WHEEL AND GEARBOX SIDE BOOT | | | | | STEERING RACK GAITER | | | | |
|-----------------------------|-------------|-------------------------|--------|-------------|-----------------------------|-------------|------------------------|--------|--------|
| version | date | note | wheel | gearbox L/R | version | date | note | left | right |
| Polo "III" | | | | | | | | | |
| 1.4 44/55 Kw | 09/99-10/01 | Automatic gear with a/c | 44250 | 44341T | 1.3 40 Kw | 09/94-07/95 | | | 44110 |
| | | Automatic without a/c | | 44313T | 1.4 55 Kw | 09/99-10/01 | | | 44104 |
| 1.4 55/74 Kw | 04/96-10/01 | | 44250 | 44320T | 1.4 TDi | 09/00-10/01 | | | 44104 |
| 1.4 TDi | 09/00-10/01 | | 44217 | 44341T | 1.6 | 09/94-08/99 | | | 44110 |
| 1.6 | 09/94-08/99 | | 44250 | 44320T | 1.6 Gti | 06/00-10/01 | | | 44104 |
| 1.6 Gti | 06/00-10/01 | | 44217 | 44320T | 1.7 Sdi - 1.9 Sdi | 09/94-10/01 | With power steering | | 44104 |
| 1.7 Sdi - 1.9 Sdi | 09/94-10/01 | | 44250 | 44320T | | | Without power steering | | 44110 |
| Polo "III" Variant | | | | | | | | | |
| 1.4 44 Kw | 05/97-08/99 | | 44203 | 44313T | 1.4 44 Kw | 05/97-09/01 | | | 44112 |
| | 06/00-09/01 | | 44250 | 44320T | 1.4 55 Kw | 09/99-05/00 | | | 44104 |
| 1.4 55 Kw - 1.6 55Kw | 05/97-09/01 | | 44250 | 44320T | | 06/00-09/01 | | | 44112 |
| 1.6 74 Kw | 05/97-09/01 | | 44203 | 44313T | 1.6 - 1.9 TDi (all models) | 05/97-09/01 | | | 44112 |
| 1.9 Sdi | 05/97-08/99 | | 44250 | 44320T | 1.9 Sdi | 05/97-08/99 | | | 44110 |
| 1.9 TDi 66 Kw | 05/97-08/99 | | 44251 | 44350T L | | | | | |
| | | | | 44316 R | | | | | |
| 1.9 TDi 81 Kw | 06/98-08/99 | | 44251 | 44330 L | | | | | |
| | | | | 44316 R | | | | | |
| | 09/99-09/01 | | 44250 | 44350T L | | | | | |
| | | | | 44316 R | | | | | |
| Polo "IV" | | | | | | | | | |
| 1.2 | 11/01-05/05 | | 44253 | 44313T | ALL VERSIONS | from 11/01 | Standard | | 44116 |
| 1.4 55Kw | 11/01-05/05 | Automatic gear | 44264T | 44323 | | | Type SMI-KOYO P.S. | | 44126T |
| | | Manual gear | 44253 | 44357T | | from 02/03 | Type TRW P.S. | | 44127T |
| 1.4 74 Kw | 11/01-05/05 | | 44253 | 44313T | | | | | |
| 1.4 Fsi | 03/02-05/05 | | 44253 | 44313T | | | | | |
| 1.4 TDi | 11/01-05/05 | | 44264T | 44341T | | | | | |
| 1.9 Sdi | 11/01-05/05 | | 44253 | 44313T | | | | | |
| 1.9 TDi 74 Kw | 11/01-05/05 | | 44264T | 44341T | | | | | |
| 1.9 TDi 96 Kw | 11/03-05/05 | | 44213 | 44333T | | | | | |
| Polo "V" | | | | | | | | | |
| 1.2 all models | 06/05-03/10 | | 44253 | 44313T | ALL VERSIONS (no Cross) | 06/05-03/10 | Without power steering | | 44116 |
| 1.4 55 Kw - 1.4 Cross 55 Kw | 06/05-03/10 | Automatic gear | 44264T | 44323 | | | With power steering | | 44127T |
| | | Manual gear | 44253 | 44313T | Cross all models | 06/06-03/10 | | 44127T | |
| 1.4 59 Kw - 1.4 Cross 59 Kw | 05/06-03/10 | Automatic gear standard | 44264T | 44361 | | | | | |
| | from 08/07 | Automatic gear | 44264T | 44361 L | | | | | |
| | | | | 44357T R | | | | | |
| | | Manual gear | 44253 | 44313T | | | | | |
| 1.4 Fsi | 06/05-03/10 | | 44253 | 44313T | | | | | |

| WHEEL AND GEARBOX SIDE BOOT | | | | | STEERING RACK GAITER | | | | |
|--------------------------------|-------------|------------------------|--------------------|--------------------|----------------------|-------------|---------------------|---------------|--------------|
| version | date | note | wheel | gearbox L/R | version | date | note | left | right |
| Scirocco | | | | | | | | | |
| | | | | | "137" ALL VERSIONS | from 08/08 | With power steering | 44133T | |
| | | | | | "53" ALL VERSIONS | 04/74-07/79 | | 44102 | 44101 |
| | | | | | "53B" ALL VERSIONS | 08/83-07/92 | | 44109 | |
| | | | | | | | With power steering | 44103 | |
| Scirocco "III" | | | | | | | | | |
| 1.4 TSi 90 Kw | to 11/09 | | 44251 | 44350T | ALL VERSIONS | from 08/08 | | 44133T | |
| | from 11/09 | | 44236T | | | | | | |
| 1.4 Fsi 118 Kw | from 08/08 | Double clutch gear | 44213 | 44333T | | | | | |
| | | Manual gear | 44251 | 44350T | | | | | |
| 2.0 TDi 103 Kw | to 02/09 | Double clutch gear | 44213 | 44338 | | | | | |
| | from 02/09 | | | 44347T | | | | | |
| | from 10/08 | | | Manual gear | | | | | |
| 2.0 TDi 125 Kw | from 08/08 | Double clutch gear | 44223 | 44338 | | | | | |
| | | Manual gear | | 44333T | | | | | |
| 2.0 TFSi | to 12/09 | | 44213 | 44333T | | | | | |
| | from 12/09 | | 44223 | | | | | | |
| 2.0 TFSi R | from 11/09 | | 44223 | 44333T | | | | | |
| Sharan "I" | | | | | | | | | |
| 1.8 110 Kw | 11/97-02/00 | | 44220 | 44335 | ALL VERSION | 09/95-02/00 | | 44122 | |
| 1.8i T 20V | from 05/98 | | 44219 | | | | | | |
| 1.9 TDi all models | 09/95-02/00 | | 44220 | 44335 | | | | | |
| 1.9 TDi Autom | from 11/96 | | 44219 | | | | | | |
| 2.0 85 Kw | 09/95-02/00 | | 44220 | 44335 | | | | | |
| 2.0i 16V - 2.0i Autom | from 09/95 | | 44219 | | | | | | |
| 2.8 - 2.8 VR6 | 04/95-02/00 | | 44220 | 44335 | | | | | |
| Sharan "II" | | | | | | | | | |
| 1.8 - 1.9 TDi 66 Kw | 03/00-05/03 | | 44220 | 44344 | ALL VERSIONS | 03/00-05/03 | | 44122 | |
| 1.9 TDi 85/96 Kw | 03/00-05/03 | | 44220 | 44335 | | | | | |
| 1.9 TDi 4Motion | 03/00-05/03 | | 44220 front | 44335 front | | | | | |
| | | | | 44362T rear | | | | | |
| 2.0 85 Kw | 03/00-5/03 | | 44220 | 44335 | | | | | |
| 2.8 | 03/00-05/00 | | 44220 | 44344 | | | | | |
| 2.8 4Motion | 03/00-05/03 | | 44220 front | 44344 front | | | | | |
| | | | | 44362T rear | | | | | |
| Sharan "III" | | | | | | | | | |
| 1.8 110 Kw - 1.9 TDi 96/110 Kw | 06/03-03/10 | to chassis 7M3055000 | 44220 | 44344 | ALL VERSIONS | 06/03-03/10 | | 44122 | |
| | | from chassis 7M3055001 | | 44338 | | | | | |
| 1.9 TDi 66 Kw | 06/03-03/10 | | 44220 | 44335 | | | | | |

| WHEEL AND GEARBOX SIDE BOOT | | | | | STEERING RACK GAITER | | | | |
|--|-------------|------------------------|-------------|--------------|----------------------|-------------|------|--------|-------|
| version | date | note | wheel | gearbox L/R | version | date | note | left | right |
| Sharan "III" | | | | | | | | | |
| 1.9 TDi 85 Kw | from 04/06 | Manual gear | 44220 | 44335 | | | | | |
| | 06/03-03/10 | Manual to ch.7M3055000 | | 44344 | | | | | |
| | | Standard | | 44338 | | | | | |
| 1.9 TDi 85 Kw 4Motion | 06/03-03/10 | | 44220 front | 44344 front | | | | | |
| | | | | 44362T rear | | | | | |
| 2.0 85 Kw | 06/03-03/10 | | 44220 | 44335 | | | | | |
| 2.0 TDi | 11/05-03/10 | | 44220 | 44338 | | | | | |
| 2.8 | 06/03-03/10 | to chassis 7M3055000 | 44220 | 44344 | | | | | |
| | | from chassis 7M3055001 | | 44338 | | | | | |
| 2.8 4Motion | 06/03-03/10 | to chassis 7M3055000 | 44220 front | 44344 front | | | | | |
| | | | | 44362T rear | | | | | |
| | | from chassis 7M3055001 | 44220 front | 44338 front | | | | | |
| | | | | 44362T rear | | | | | |
| Sharan "IV" | | | | | | | | | |
| 1.4 TSi BlueMotion | from 05/10 | | 44261T | 44333T | ALL VERSION | from 05/10 | | 44133T | |
| 2.0 TDi all models | 05/10-11/15 | Double clutch gear | 44261T | 44347T | | | | | |
| | | Manual gear | | 44333T | | | | | |
| 2.0 TFSi - 2.0 TSi BlueMotion | from 12/10 | | 44261T | 44333T | | | | | |
| Sharan Monovol. | | | | | | | | | |
| ALL VERSION | from 04/09 | | | 44353T | | | | | |
| Tiguan "I" | | | | | | | | | |
| 1.4 FSi - 1.4 TSi (all models) | 11/07-01/16 | | 44223 | 44333T | ALL VERSIONS | 11/07-01/16 | | 44133T | |
| 1.4 FSi 4Motion - 1.4 TSi 4Motion (all models) | 11/07-01/16 | | 44213 front | 44333T front | | | | | |
| | | | 44255T rear | 44350T rear | | | | | |
| 2.0 FSi 4Motion | 11/09-05/11 | Automatic gear | 44213 front | 44347T front | | | | | |
| | | | 44255T rear | 44350T rear | | | | | |
| | | Manual gear | 44213 front | 44333T front | | | | | |
| | | | 44255T rear | 44350T rear | | | | | |
| 2.0 TDi | 11/07-07/16 | | 44223 | 44333T | | | | | |
| 2.0 TDi 100 Kw 4Motion | 05/11-01/16 | Double clutch gear | 44213 front | 44347T front | | | | | |
| | | | 44255T rear | 44350T rear | | | | | |
| | | Manual gear | 44213 front | 44333T front | | | | | |
| | | | 44255T rear | 44350T rear | | | | | |
| 2.0 TDi 103 Kw 4Motion | 11/07-05/11 | Automatic gear | 44223 front | 44347T front | | | | | |
| | | | 44255T rear | 44350T rear | | | | | |
| | | Manual gear | 44223 front | 44333T front | | | | | |
| | | | 44255T rear | 44350T rear | | | | | |

| WHEEL AND GEARBOX SIDE BOOT | | | | | STEERING RACK GAITER | | | | |
|-----------------------------|-------------|--------------------|--------------|--------------|----------------------|------|------|------|-------|
| version | date | note | wheel | gearbox L/R | version | date | note | left | right |
| Tiguan "I" | | | | | | | | | |
| 2.0 TDi 120/125 Kw 4Motion | 11/07-05/11 | | 44223 front | 44333T front | | | | | |
| | | | 44255T rear | 44350T rear | | | | | |
| 2.0 TDi 135 Kw 4Motion | 05/15-01/16 | | 44223 front | 44353T front | | | | | |
| | | | 44255T rear | 44350T rear | | | | | |
| 2.0 TDi 103 Kw 4Motion | 05/11-01/16 | Double clutch gear | 44213 front | 44347T front | | | | | |
| | | | 44255T rear | 44350T rear | | | | | |
| | | Manual gear | 44213 front | 44333T front | | | | | |
| | | | 44255T rear | 44350T rear | | | | | |
| 2.0 TDi 110 Kw 4Motion | 05/15-01/16 | Double clutch gear | 44223 front | 44353T front | | | | | |
| | | | 44255T rear | 44350T rear | | | | | |
| | | Manual gear | 44213 front | 44333T front | | | | | |
| | | | 44255T rear | 44350T rear | | | | | |
| 2.0 TDi 125 Kw 4Motion | 05/11-01/16 | | 44223 front | 44333T front | | | | | |
| | | | 44255T rear | 44350T rear | | | | | |
| 2.0 TDi 130 Kw 4Motion | 11/12-01/16 | Double clutch gear | 44223 front | 44347T front | | | | | |
| | | | 44255T rear | 44350T rear | | | | | |
| | | Manual gear | 44223 front | 44333T front | | | | | |
| | | | 44255T rear | 44350T rear | | | | | |
| 2.0 TFSi 147 Kw | 11/07-05/11 | Automatic gear | 44223 | 44347T | | | | | |
| | | Manual gear | | 44333T | | | | | |
| 2.0 TFSi 125 Kw 4Motion | 11/09-05/11 | Automatic gear | 44213 front | 44347T front | | | | | |
| | | | 44255T rear | 44350T rear | | | | | |
| | 05/11-01/16 | Double clutch gear | 44213 front | 44353T front | | | | | |
| | | | 44255T rear | 44350T rear | | | | | |
| | Manual gear | 44213 front | 44333T front | | | | | | |
| | | 44255T rear | 44350T rear | | | | | | |
| 2.0 TFSi 132 Kw 4Motion | 05/11-01/16 | Double clutch gear | 44223 front | 44347T front | | | | | |
| | | | 44255T rear | 44350T rear | | | | | |
| | | Manual gear | 44213 front | 44333T front | | | | | |
| | | | 44255T rear | 44350T rear | | | | | |
| 2.0 TFSi 147 Kw 4Motion | 11/07-01/16 | Automatic gear | 44213 front | 44347T front | | | | | |
| | | | 44255T rear | 44350T rear | | | | | |
| | | Manual gear | 44213 front | 44333T front | | | | | |
| | | | 44255T rear | 44350T rear | | | | | |
| 2.0 TSi 147 Kw | 05/11-01/16 | | 44223 | 44333T | | | | | |
| 2.0 TSi 125 Kw 4Motion | 11/07-05/11 | Automatic gear | 44213 front | 44347T front | | | | | |
| | | | 44255T rear | 44350T rear | | | | | |
| | | Manual gear | 44213 front | 44333T front | | | | | |
| | | | 44255T rear | 44350T rear | | | | | |

| WHEEL AND GEARBOX SIDE BOOT | | | | | STEERING RACK GAITER | | | | | |
|---|-------------|------------------------------|--------------|--------------|----------------------|-------------|------|------|--------|--|
| version | date | note | wheel | gearbox L/R | version | date | note | left | right | |
| Tiguan "I" | | | | | | | | | | |
| 2.0 TSi 155 Kw 4Motion | 05/11-01/16 | Double clutch gear | 44223 front | 44347T front | | | | | | |
| | | | 44255T rear | 44350T rear | | | | | | |
| | | Manual gear | 44213 front | 44333T front | | | | | | |
| | | | 44255T rear | 44350T rear | | | | | | |
| Tiguan "II" | | | | | | | | | | |
| 1.4 TSi 92 Kw | from 01/16 | | 44260T | 44333T | ALL VERSIONS | from 01/16 | | | 44137 | |
| 1.4 TSi 110 Kw | from 05/16 | Double clutch gear | 44223 | 44333T | | | | | | |
| | | Manual gear | 44260T | | | | | | | |
| 1.4 TSi 110 Kw 4Motion | from 05/16 | | 44260T front | 44333T front | | | | | | |
| | | | 44255T rear | 44313T rear | | | | | | |
| 1.6 TDi 85 Kw - 2.0 TDi 81/85 Kw | from 05/16 | | 44223 | 44333T | | | | | | |
| 2.0 TDi 110 Kw | from 01/16 | Double clutch gear | | 44353T | | | | | | |
| | | Manual gear | 44223 | 44333T | | | | | | |
| 2.0 TDi 105/130/140/176 Kw 4Motion | from 04/16 | | 44223 front | 44353T front | | | | | | |
| | | | 44255T rear | 44313T rear | | | | | | |
| 2.0 TDi 110 Kw 4Motion | from 01/16 | Double clutch gear | 44223 front | 44353T front | | | | | | |
| | | | 44255T rear | 44313T rear | | | | | | |
| | | Manual gear | 44260T front | 44333T front | | | | | | |
| | | | 44255T rear | 44313T rear | | | | | | |
| 2.0 TSi 132/162 Kw 4Motion | from 01/16 | | 44223 front | 44353T front | | | | | | |
| | | | 44255T rear | 44313T rear | | | | | | |
| Touareg "I" | | | | | | | | | | |
| 2.5 TDi 120/128 Kw 4Motion | 02/03-11/06 | | 44223 front | 44333T front | ALL VERSIONS | 11/02-11/06 | | | 44139T | |
| | | | 44257T rear | 44340T rear | | | | | | |
| 3.0 TDi 165 Kw 4Motion | 11/04-11/06 | With differential locking | 44223 front | 44333T front | | | | | | |
| | | | 44258T rear | 44332T rear | | | | | | |
| | | Without differential locking | 44223 front | 44333T front | | | | | | |
| | | | 44257T rear | 44340T rear | | | | | | |
| 3.2 162/177 Kw 4Motion - 3.6 FSi 4Motion | 06/05-11/06 | With self locking gear | 44223 front | 44333T front | | | | | | |
| | | | 44258T rear | 44332T rear | | | | | | |
| | | Without self locking gear | 44223 front | 44333T front | | | | | | |
| | | | 44257T rear | 44340T rear | | | | | | |
| 4.2 - 5.0 TDi - 5.0 TDi V10 - 6.0 (all 4Motion) | 11/02-11/06 | | 44223 front | 44333T front | | | | | | |
| | | | 44257T rear | 44340T rear | | | | | | |
| Touareg "II" | | | | | | | | | | |
| 2.5 TDi - 3.0 TDi - 3.6 FSi - 4.2 (all 4Motion) | 12/06-05/10 | With self locking gear | 44223 front | 44333T front | ALL VERSIONS | 12/06-05/10 | | | 44139T | |
| | | | 44258T rear | 44332T rear | | | | | | |
| | | Without self locking gear | 44223 front | 44333T front | | | | | | |
| | | | 44257T rear | 44340T rear | | | | | | |

| WHEEL AND GEARBOX SIDE BOOT | | | | | STEERING RACK GAITER | | | | |
|-----------------------------|-------------|------------------------------|--------------|--------------|----------------------|-------------|------|--------|-------|
| version | date | note | wheel | gearbox L/R | version | date | note | left | right |
| Touareg "II" | | | | | | | | | |
| 5.0 TDi - 6.0 (all 4Motion) | to 06/07 | | 44229T front | 44339T front | | | | | |
| | from 06/07 | | 44223 front | 44333T front | | | | | |
| | 12/06-05/10 | With self locking gear | 44258T rear | 44332T rear | | | | | |
| | | Without self locking gear | 44257T rear | 44340T rear | | | | | |
| R50 5.0 TDi 4Motion | 08/07-05/10 | | 44229T front | 44339T front | | | | | |
| | | | 44258T rear | 44332T rear | | | | | |
| Touareg "III" | | | | | | | | | |
| 4Motion ALL VERSION | from 08/14 | Differential self-block | 44261T front | 44333T front | ALL VERSIONS | from 01/10 | | 44139T | |
| | from 01/10 | With differential locking | | | | | | | |
| | from 01/10 | Without differential locking | 44261T front | 44333T front | | | | | |
| | | | 44272T rear | 44363T rear | | | | | |
| | from 08/14 | Without self locking gear | 44261T front | 44333T front | | | | | |
| | | 44272T rear | 44363T rear | | | | | | |
| Touran "I" | | | | | | | | | |
| 1.4 FSi | 02/03-11/06 | | 44213 | 44333T | ALL VERSIONS | 02/03-11/06 | | 44133T | |
| 1.6 - 1.6 FSi | 02/03-11/06 | | 44251 | 44350T | | | | | |
| 1.9 TDi 66/74 Kw | 02/03-11/06 | | 44251 | 44350T | | | | | |
| 1.9 TDi 77 Kw | 08/03-11/05 | | 44213 | 44338 | | | | | |
| | 11/05-11/06 | | 44251 | 44350T | | | | | |
| 2.0 BiFuel | 02/06-11/06 | | 44251 | 44350T | | | | | |
| 2.0 FSi 110 Kw | 06/04-11/06 | Automatic gear | 44251 | 44357T | | | | | |
| | | Manual gear | | 44350T | | | | | |
| 2.0 TDi 100/125 Kw | 02/03-11/06 | | 44213 | 44333T | | | | | |
| 2.0 TDi 103 Kw | 08/03-06/05 | | 44213 | 44338 | | | | | |
| | 06/05-11/06 | | | 44333T | | | | | |
| 2.0 TDi 16V 100 Kw | from 02/03 | | 44267 | | | | | | |
| Touran "II" | | | | | | | | | |
| 1.4 FSi 103 Kw | 12/06-05/10 | Double clutch gear | 44213 | 44333T | ALL VERSIONS | 12/06-05/10 | | 44133T | |
| | | Manual gear | 44251 | 44350T | | | | | |
| 1.4 FSi 125 Kw | 12/06-05/10 | | 44213 | 44333T | | | | | |
| 1.4 FSi Ecofuel 110 Kw | 05/09-05/10 | Automatic gear | 44213 | | | | | | |
| | | Double clutch gear | | 44333T | | | | | |
| | | Manual gear | 44251 | 44350T | | | | | |
| 1.6 FSi 75 Kw | 12/06-05/10 | | 44251 | 44350T | | | | | |
| 1.6 FSi 85 Kw | 12/06-05/10 | Automatic gear | 44251 | 44357T | | | | | |
| | | Manual gear | | 44350T | | | | | |
| 1.9 TDi 66 Kw | 12/06-05/10 | | 44251 | 44350T | | | | | |

| WHEEL AND GEARBOX SIDE BOOT | | | | | STEERING RACK GAITER | | | | | | | | | |
|-----------------------------------|-------------|--------------------|--------|-------------|----------------------|------------|------|------|--------|--------------|---------|--|-------|-------|
| version | date | note | wheel | gearbox L/R | version | date | note | left | right | | | | | |
| Touran "II" | | | | | | | | | | | | | | |
| 1.9 TDi 77 Kw | to 01/09 | Automatic gear | 44213 | 44338 | | | | | | | | | | |
| | from 01/09 | | | 44347T | | | | | | | | | | |
| | 12/06-05/10 | Double clutch gear | | 44333T | | | | | | | | | | |
| Manual gear | | 44251 | 44350T | | | | | | | | | | | |
| 2.0 80 Kw | 12/06-05/10 | | 44251 | 44350T | | | | | | | | | | |
| 2.0 TDi 100 Kw | 12/06-05/10 | | 44213 | 44333T | | | | | | | | | | |
| 2.0 TDi 103/125 Kw | to 01/09 | Automatic gear | 44223 | 44338 | | | | | | | | | | |
| | from 01/09 | | | 44347T | | | | | | | | | | |
| 2.0 TDi 103 Kw | 12/06-05/10 | Manual gear | 44213 | 44333T | | | | | | | | | | |
| 2.0 TDi 125 Kw | 12/06-05/10 | Manual gear | 44223 | 44333T | | | | | | | | | | |
| Touran "III" | | | | | | | | | | | | | | |
| 1.2 TSi 77 Kw | from 05/10 | | 44251 | 44350T | ALL VERSIONS | from 05/10 | | | 44133T | | | | | |
| 1.4 FSi 103/110 Kw | from 05/10 | Double clutch gear | 44213 | 44333T | | | | | | | | | | |
| | | Manual gear | 44251 | 44350T | | | | | | | | | | |
| 1.4 FSi 125 Kw | from 05/10 | | 44213 | 44333T | | | | | | | | | | |
| 1.6 TDi 66 Kw | from 05/10 | | 44236T | 44350T | | | | | | | | | | |
| 1.6 TDi 77 Kw | from 05/10 | Double clutch gear | 44213 | 44333T | | | | | | | | | | |
| | | Manual gear | 44236T | 44350T | | | | | | | | | | |
| 2.0 TDi 81/103 Kw | from 05/10 | Double clutch gear | 44213 | 44347T | | | | | | | | | | |
| 2.0 TDi 81 Kw | from 05/10 | Manual gear | 44251 | 44350T | | | | | | | | | | |
| 2.0 TDi 103 Kw | from 05/10 | Manual gear | 44213 | 44333T | | | | | | | | | | |
| 2.0 TDi 125 Kw | from 05/10 | | 44223 | 44347T | | | | | | | | | | |
| 2.0 TDi 130 Kw | from 01/13 | | 44261T | 44347T | | | | | | | | | | |
| Touran "IV" | | | | | | | | | | | | | | |
| 1.2 TSi 81 Kw | from 05/15 | | 44265T | 44360T | ALL VERSIONS | from 05/15 | | | 44137 | | | | | |
| 1.4 TSi 110 Kw | from 05/15 | | 44260T | 44333T | | | | | | | | | | |
| 1.6 TDi 81/85 Kw | from 09/15 | | 44265T | 44360T | | | | | | | | | | |
| 1.8 TFSi 132 kw | from 11/15 | | 44223 | 44333T | | | | | | | | | | |
| 2.0 TDi 81/110 Kw | from 11/15 | Double clutch gear | 44223 | 44353T | | | | | | | | | | |
| 2.0 TDi 81 Kw | 11/15-02/16 | Manual gear | 44265T | 44360T | | | | | | | | | | |
| | from 02/16 | | 44223 | 44333T | | | | | | | | | | |
| 2.0 TDi 110 Kw | from 09/15 | Manual gear | 44223 | 44353T | | | | | | | | | | |
| 2.0 TDi 140 Kw | from 11/15 | | 44223 | 44353T | | | | | | | | | | |
| Transporter I/II | | | | | | | | | | | | | | |
| ALL VERSIONS | to 1979 | | | 44311 | | | | | | ALL VERSIONS | to 1979 | | 44102 | 44101 |
| Transporter III all models | | | | | | | | | | | | | | |
| ALL VERSIONS | to 1992 | | 44259T | 44311 | ALL VERSIONS | to 1992 | | | 44144 | | | | | |

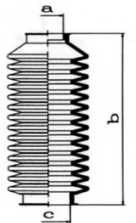
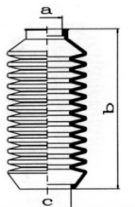
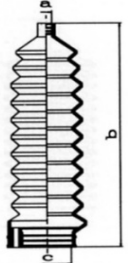
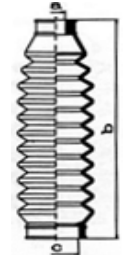
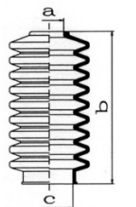
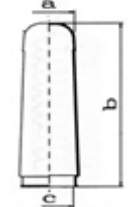
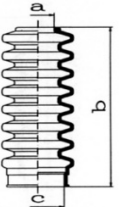
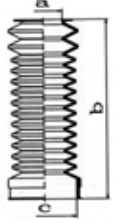
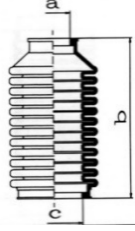
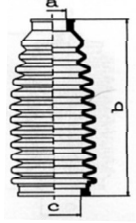
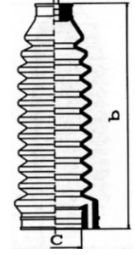
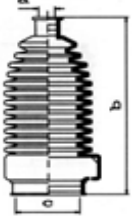
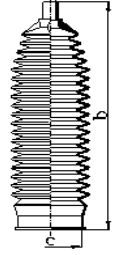
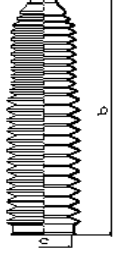
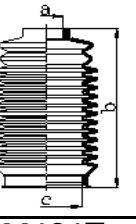
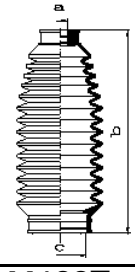
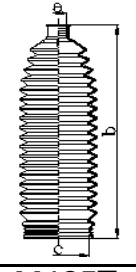
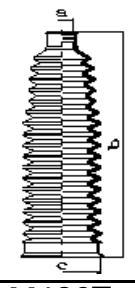
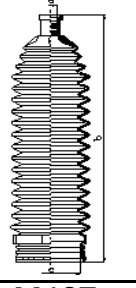
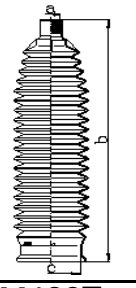
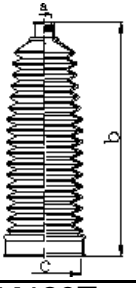
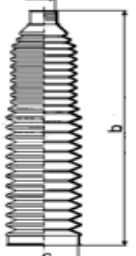
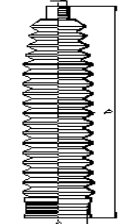
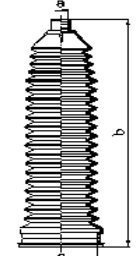
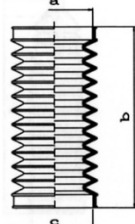
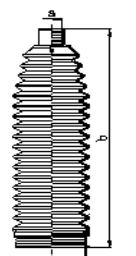
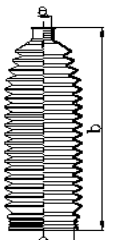
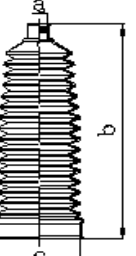
| WHEEL AND GEARBOX SIDE BOOT | | | | | STEERING RACK GAITER | | | | |
|-----------------------------|-------------|------------------------|--------------|--------------|----------------------|-------------|------|--------|-------|
| version | date | note | wheel | gearbox L/R | version | date | note | left | right |
| Transporter IV | | | | | | | | | |
| ALL VERSIONS | to 2003 | | | 44346 | ALL VERSIONS | to 2003 | | 44102 | 44101 |
| Transporter T2 | | | | | | | | | |
| 1.5 AC | to 1968 | | | 44354 | | | | | |
| Transporter "T4" | | | | | | | | | |
| 1.9 TD Bus | 05/96-05/00 | | 44220 | 44304 | ALL VERSIONS | 09/90-05/00 | | 44120 | |
| 1.9 TD Pick Up | 07/94-04/96 | | 44207 | 44304 | | | | | |
| 2.0 Van | 05/96-05/00 | | 44220 | 44304 | | | | | |
| 2.4 Pick Up | 05/96-04/98 | | 44220 | 44304 | | | | | |
| 2.4 Van | 09/90-07/94 | to chassis 70R136290 | 44207 | 44304 | | | | | |
| | | from chassis 70R136290 | 44220 | | | | | | |
| 2.5 Van | 05/96-04/03 | | 44220 | 44304 | | | | | |
| 2.5 Pick Up | 01/00-04/03 | | 44220 | 44304 | | | | | |
| 2.5 Pick Up Syncro | 01/00-04/03 | | 44220 front | 44304 front | | | | | |
| | | | | 44362T rear | | | | | |
| 2.5 TDi Bus | 05/98-04/03 | | 44220 | 44304 | | | | | |
| 2.5 TDi Bus Syncro | 05/98-04/03 | | 44220 front | 44304 front | | | | | |
| | | | | 44362T rear | | | | | |
| 2.5 TDi Pick Up | 05/98-04/03 | | 44220 | 44304 | | | | | |
| 2.5 TDi 75 Kw Van | 05/98-04/03 | | 44207 | 44304 | | | | | |
| 2.5 TDi 85 Kw Van | 05/99-12/99 | | 44220 | 44304 | | | | | |
| 2.5 Tdi 111 Kw Bus | 09/00-04/03 | | 44220 | 44365 | | | | | |
| 2.8 VR6 Van | 05/96-05/00 | | 44220 | 44304 | | | | | |
| Transporter "T5" | | | | | | | | | |
| 1.9 TDi all models | from 04/03 | | | 44325 | ALL VERSIONS | from 05/03 | | 44129T | |
| 1.9 TDi Van | 05/03-11/09 | | 44223 | 44335 | | | | | |
| 1.9 TDi Multivan | from 04/03 | | | 44325 | | | | | |
| 2.0 Van | 05/03-11/09 | | 44223 | 44335 | | | | | |
| 2.0 BiTDi | to 04/10 | | 44268T | 44339T | | | | | |
| | from 04/10 | | 44229T | | | | | | |
| 2.0 BiTDi 4Motion | to 04/10 | | 44268T front | 44339T front | | | | | |
| | | | 44257T rear | 44340T rear | | | | | |
| | from 04/10 | | 44229T front | 44339T front | | | | | |
| | | | 44257T rear | 44340T rear | | | | | |
| 2.0 TDi 62/75 Kw | to 04/10 | | 44261T | 44333T L | | | | | |
| | | | | 44364T R | | | | | |
| | from 04/10 | | 44223 | 44333T L | | | | | |
| | | | | 44364T R | | | | | |

| WHEEL AND GEARBOX SIDE BOOT | | | | | STEERING RACK GAITER | | | | | |
|----------------------------------|-------------|-------------|--------------|--------------|----------------------|------------|------|------|--------|--|
| version | date | note | wheel | gearbox L/R | version | date | note | left | right | |
| Transporter "T5" | | | | | | | | | | |
| 2.0 TDi 100 Kw | to 04/10 | | 44268T | 44339T | | | | | | |
| | from 04/10 | | 44229T | | | | | | | |
| 2.0 TDi 103 Kw | to 04/10 | | 44268T | 44339T | | | | | | |
| | 04/10-06/13 | | 44229T | | | | | | | |
| | from 06/13 | | 44268T | | | | | | | |
| 2.0 TDi 103 Kw 4Motion | to 04/10 | | 44268T front | 44339T front | | | | | | |
| | | | 44257T rear | 44340T rear | | | | | | |
| | 04/10-06/13 | | 44229T front | 44339T front | | | | | | |
| | | | 44257T rear | 44340T rear | | | | | | |
| | | | 44268T front | 44339T front | | | | | | |
| from 06/13 | | 44257T rear | 44340T rear | | | | | | | |
| 2.0 TDi BlueMotion | to 06/13 | | 44223 | 44333T L | | | | | | |
| | | | | 44364T R | | | | | | |
| | from 06/13 | | 44261T | 44333T L | | | | | | |
| | | | | 44364T R | | | | | | |
| 2.0 TFSi | to 06/13 | | 44229T | 44339T | | | | | | |
| | from 06/13 | | 44268T | | | | | | | |
| 2.0 TFSi 4Motion | to 06/13 | | 44229T front | 44339T front | | | | | | |
| | | | 44257T rear | 44340T rear | | | | | | |
| | from 06/13 | | 44258T front | 44339T front | | | | | | |
| | | | 44257T rear | 44340T rear | | | | | | |
| 2.0i all models | from 06/03 | | | 44325 | | | | | | |
| 2.5 TDi | 05/03-11/09 | | 44229T | 44339T | | | | | | |
| 2.5 TDi 4Motion | 11/03-11/09 | | 44229T front | 44339T front | | | | | | |
| | | | 44257T rear | 44340T rear | | | | | | |
| 3.2 | 05/03-11/09 | | 44229T | 44366T L | | | | | | |
| | | | | 44339T R | | | | | | |
| 3.2 4Motion | 11/03-11/09 | | 44229T front | 44366 f/L | | | | | | |
| | | | | 44339T f/R | | | | | | |
| | | | 44257T rear | 44340T rear | | | | | | |
| Transporter "T5" Multivan | | | | | | | | | | |
| 1.9 TDi | 08/03-11/09 | | 44223 | 44335 | ALL VERSIONS | from 03/03 | | | 44129T | |
| 2.0 BiTDi | to 04/10 | | 44268T | 44339T | | | | | | |
| | from 04/10 | | 44229T | | | | | | | |
| 2.0 BiTDi 4Motion | to 04/10 | | 44268T front | 44339T front | | | | | | |
| | | | 44257T rear | 44340T rear | | | | | | |
| | from 04/10 | | 44229T front | 44339T front | | | | | | |
| | | | 44257T rear | 44340T rear | | | | | | |

| WHEEL AND GEARBOX SIDE BOOT | | | | | STEERING RACK GAITER | | | | |
|----------------------------------|-------------|------|--------------|--------------|----------------------|--------------|------|------|--------|
| version | date | note | wheel | gearbox L/R | version | date | note | left | right |
| Transporter "T5" Multivan | | | | | | | | | |
| 2.0 TDi 62/75 Kw | to 04/10 | | 44261T | 44333T L | | | | | |
| | from 04/10 | | | 44364T R | | | | | |
| 2.0 TDi 100/103 Kw | to 04/10 | | 44223 | 44333T L | | | | | |
| | from 04/10 | | | 44364T R | | | | | |
| 2.0 TDi 103 Kw 4Motion | to 04/10 | | 44268T | 44339T | | | | | |
| | from 04/10 | | 44229T | | | | | | |
| 2.0 TDi 103 Kw 4Motion | to 04/10 | | 44268T front | 44339T front | | | | | |
| | | | 44257T rear | 44340T rear | | | | | |
| | from 04/10 | | 44229T front | 44339T front | | | | | |
| | | | 44257T rear | 44340T rear | | | | | |
| 2.0 TDi BlueMotion 84 Kw | to 06/13 | | 44223 | 44333T L | | | | | |
| | from 06/13 | | | 44364T R | | | | | |
| 2.0 TFSi 150 Kw | to 06/13 | | 44261T | 44333T L | | | | | |
| | from 06/13 | | | 44364T R | | | | | |
| 2.0 TFSi 150 Kw 4Motion | to 06/13 | | 44229T | 44339T | | | | | |
| | from 06/13 | | 44268T | | | | | | |
| 2.0 TFSi 150 Kw 4Motion | to 06/13 | | 44229T front | 44339T front | | | | | |
| | | | 44257T rear | 44340T rear | | | | | |
| | from 06/13 | | 44268T front | 44339T front | | | | | |
| | | | 44257T rear | 44340T rear | | | | | |
| 2.5 TDi 96/128 Kw | 03/03-11/09 | | 44223 | 44335 | | | | | |
| 2.5 TDi 128 Kw 4Motion | 11/03-11/09 | | 44223 front | 44335 front | | | | | |
| | | | 44257T rear | 44340T rear | | | | | |
| Transporter "T5" Shuttle | | | | | | | | | |
| 2.0 BiTDi | to 04/10 | | 44268T | 44339T | ALL VERSIONS | from 03/9/09 | | | 44129T |
| | from 04/10 | | 44229T | | | | | | |
| 2.0 BiTDi 4Motion | to 04/10 | | 44268T front | 44339T front | | | | | |
| | | | 44257T rear | 44340T rear | | | | | |
| | from 04/10 | | 44229T front | 44339T front | | | | | |
| | | | 44257T rear | 44340T rear | | | | | |
| 2.0 TDi 62/75 Kw | to 04/10 | | 44261T | 44333T L | | | | | |
| | from 04/10 | | | 44364T R | | | | | |
| 2.0 TDi 100/103 Kw | to 04/10 | | 44223 | 44333T L | | | | | |
| | from 04/10 | | | 44364T R | | | | | |
| 2.0 TDi 103 Kw 4Motion | to 04/10 | | 44268T | 44339T | | | | | |
| | from 04/10 | | 44229T | | | | | | |
| 2.0 TDi 103 Kw 4Motion | to 04/10 | | 44268T front | 44339T front | | | | | |
| | | | 44257T rear | 44340T rear | | | | | |
| | from 04/10 | | 44229T front | 44339T front | | | | | |
| | | | 44257T rear | 44340T rear | | | | | |

| WHEEL AND GEARBOX SIDE BOOT | | | | | STEERING RACK GAITER | | | | |
|----------------------------------|------------|---------------------|--------------|--------------|----------------------|------------|------|------|--------|
| version | date | note | wheel | gearbox L/R | version | date | note | left | right |
| Transporter "T5" Shuttle | | | | | | | | | |
| 2.0 TDi BlueMotion 84 Kw | to 06/13 | | 44223 | 44333T L | | | | | |
| | from 06/13 | | | 44364T R | | | | | |
| 2.0 TFSi 150 Kw | to 06/13 | | 44261T | 44333T L | | | | | |
| | from 06/13 | | | 44364T R | | | | | |
| 2.0 TFSi 150 Kw 4Motion | to 06/13 | | 44229T | 44339T | | | | | |
| | from 06/13 | | | | | | | | |
| 2.0 TFSi 150 Kw 4Motion | to 06/13 | | 44229T front | 44339T front | | | | | |
| | | | 44257T rear | 44340T rear | | | | | |
| | | | 44268T front | 44339T front | | | | | |
| | | | 44257T rear | 44340T rear | | | | | |
| Transporter "T6" | | | | | | | | | |
| 2.0 TDi 62 Kw | from 04/15 | Manual gear 5 Speed | 44261T | 44333T L | ALL VERSION | from 04/15 | | | 44129T |
| | | Manual gear 6 Speed | | 44364T R | | | | | |
| 2.0 TDi 75/84 Kw | from 04/15 | | 44261T | 44333T L | | | | | |
| | | | | 44364T R | | | | | |
| 2.0 TDi 103/110/132 Kw | from 04/15 | | 44268T | 44339T | | | | | |
| 2.0 TDi 150 Kw | from 06/15 | | 44269T | 44339T | | | | | |
| 2.0 TDi 103/110/132 Kw 4Motion | from 06/15 | | 44268T front | 44339T front | | | | | |
| | | | 44257T rear | 44340T rear | | | | | |
| 2.0 TDi 150 Kw 4Motion | from 06/15 | | 44269T front | 44339T front | | | | | |
| | | | 44257T rear | 44340T rear | | | | | |
| 2.0 TSi 110/150 Kw | from 04/15 | | 44268T | 44339T | | | | | |
| 2.0 TSi 150 Kw 4Motion | from 04/15 | | 44268T front | 44339T front | | | | | |
| | | | 44257T rear | 44340T rear | | | | | |
| Transporter "T6" Multivan | | | | | | | | | |
| 2.0 TDi 62 Kw | from 04/15 | Manual gear 5 Speed | 44261T | 44333T L | ALL VERSION | from 04/15 | | | 44129T |
| | | Manual gear 6 Speed | | 44364T R | | | | | |
| 2.0 TDi 75/84 Kw | from 04/15 | | 44261T | 44333T L | | | | | |
| | | | | 44364T R | | | | | |
| 2.0 TDi 103/110/132 Kw | from 04/15 | | 44268T | 44339T | | | | | |
| 2.0 TDi 150 Kw | from 06/15 | | 44269T | 44339T | | | | | |
| 2.0 TDi 103/110/132 Kw 4Motion | from 06/15 | | 44268T front | 44339T front | | | | | |
| | | | 44257T rear | 44340T rear | | | | | |
| 2.0 TDi 150 Kw 4Motion | from 06/15 | | 44269T front | 44339T front | | | | | |
| | | | 44257T rear | 44340T rear | | | | | |
| 2.0 TSi 110/150 Kw | from 04/15 | | 44268T | 44339T | | | | | |
| 2.0 TSi 150 Kw 4Motion | from 04/15 | | 44268T front | 44339T front | | | | | |
| | | | 44257T rear | 44340T rear | | | | | |

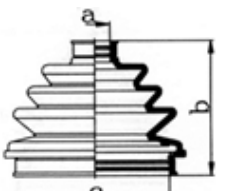
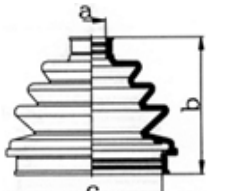
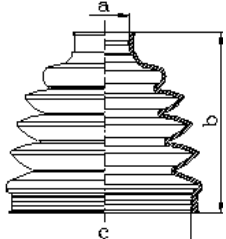
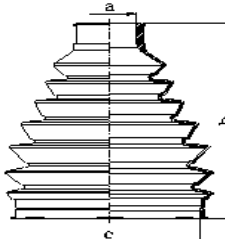
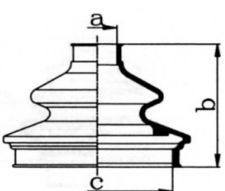
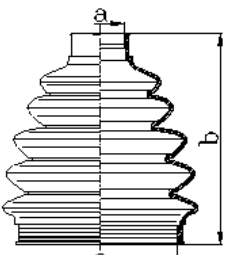
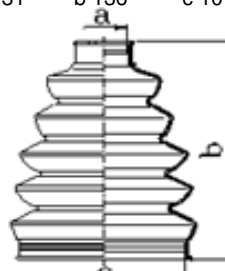
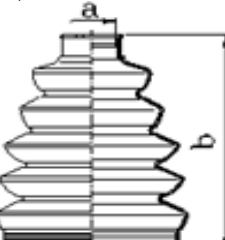
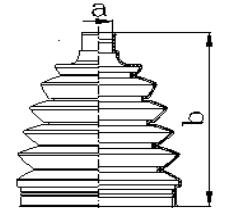
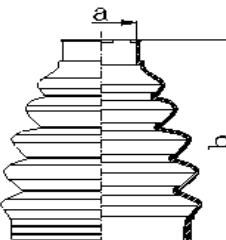
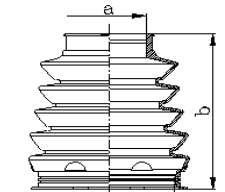
| WHEEL AND GEARBOX SIDE BOOT | | | | | STEERING RACK GAITER | | | | | | | | | |
|--------------------------------------|---------------------|-------------------------|--------------|--------------|----------------------|------------|------|------|--------|-------------|-------------|---------------------|-------|-------|
| version | date | note | wheel | gearbox L/R | version | date | note | left | right | | | | | |
| Transporter "T6" Shuttle | | | | | | | | | | | | | | |
| 2.0 TDi 62 Kw | from 04/15 | Manual gear 5 Speed | 44261T | 44333T L | ALL VERSION | from 04/15 | | | 44129T | | | | | |
| | | | | 44364T R | | | | | | | | | | |
| | Manual gear 6 Speed | 44268T | 44339T | | | | | | | | | | | |
| 2.0 TDi 75/84 Kw | from 04/15 | | 44261T | 44333T L | | | | | | | | | | |
| | | | | 44364T R | | | | | | | | | | |
| 2.0 TDi 103/110/132 Kw | from 04/15 | | 44268T | 44339T | | | | | | | | | | |
| 2.0 TDi 150 Kw | from 06/15 | | 44269T | 44339T | | | | | | | | | | |
| 2.0 TDi 103/110/132 Kw 4Motion | from 06/15 | | 44268T front | 44339T front | | | | | | | | | | |
| | | | 44257T rear | 44340T rear | | | | | | | | | | |
| 2.0 TDi 150 Kw 4Motion | from 06/15 | | 44269T front | 44339T front | | | | | | | | | | |
| | | | 44257T rear | 44340T rear | | | | | | | | | | |
| 2.0 TSi 110/150 Kw | from 04/15 | | 44268T | 44339T | | | | | | | | | | |
| 2.0 TSi 150 Kw 4Motion | from 04/15 | | 44268T front | 44339T front | | | | | | | | | | |
| | | | 44257T rear | 44340T rear | | | | | | | | | | |
| Up | | | | | | | | | | | | | | |
| 1.0 44 Kw BlueMotion | from 05/12 | to chassis AAGD046879 | 44270T | 44367 | ALL VERSION | from 05/12 | | | 44138T | | | | | |
| | | from chassis AAGD046880 | 44271 | | | | | | | | | | | |
| 1.0 55 Kw BlueMotion - 50 Kw Ecofuel | 05/12-05/16 | | 44270T | 44367 | | | | | | | | | | |
| | from 05/16 | | 44271 | | | | | | | | | | | |
| 1.0 55 Kw BlueMotion Cross | 10/13-05/16 | | 44270T | 44367 | | | | | | | | | | |
| Vento | | | | | | | | | | | | | | |
| 1.6 | 07/94-12/97 | | 44250 | 44313T | | | | | | ALL VERSION | 11/91-12/97 | With power steering | | 44112 |
| 1.8 - 2.0 | 07/94-07/97 | Automatic gear | 44251 | 44351 | | | | | | | | | 44109 | |
| | | Manual gear | 44251 | 44350T L | | | | | | | | | | |
| 1.9 TD | 11/91-07/97 | | | | | | | | | | | 44351 R | | |
| | | | 44251 | 44350T L | | | | | | | | | | |
| 1.9 TDi | 11/91-04/96 | Automatic gear | 44251 | 44351 | | | | | | | | | | |
| | | Manual gear | 44251 | 44330 L | | | | | | | | | | |
| | | | | 44351 R | | | | | | | | | | |
| 2.8 VR6 | 11/91-07/97 | | 44251 | | | | | | | | | | | |

| steering rack gaiter | | | soufflet crémaillère | | | fuelle direccìon | | | soffietto cremagliera | | |
|---|---|--|---|--|--|---|--|--|-----------------------|--|--|
| <p>44101</p> <p>a 25 b 144 c 35</p>  | <p>44102</p> <p>a 25 b 126 c 39</p>  | <p>44103</p> <p>a 9 b 210 c 43</p>  | <p>44104</p> <p>a 11 b 208 c 42</p>  | <p>44105</p> <p>a 21 b 110 c 34</p>  | <p>44106</p> <p>a 31 b 129 c 34</p>  | <p>44107</p> <p>a 21 b 122 c 34</p>  | | | | | |
| <p>44108</p> <p>a 27 b 150 c 45</p>  | <p>44109</p> <p>a 25 b 120 c 41</p>  | <p>44110</p> <p>a 25 b 143 c 40</p>  | <p>44112</p> <p>a 10 b 210 c 41</p>  | <p>44115</p> <p>a 13 b 138 c 45</p>  | <p>44116</p> <p>a 12 b 200 c 48</p>  | <p>44118</p> <p>a 20 b 254 c 63</p>  | | | | | |
| <p>44120</p> <p>a 25 b 126 c 54</p>  | <p>44122</p> <p>a 10 b 180 c 49</p>  | <p>44123T</p> <p>a 15 b 186 c 49,5</p>  | <p>44125T</p> <p>a 22 b 196 c 63</p>  | <p>44126T</p> <p>a 13 b 210 c 45,5</p>  | <p>44127T</p> <p>a 14,5 b 205 c 48</p>  | <p>44129T</p> <p>a 16 b 205 c 61,5</p>  | | | | | |
| <p>44131T</p> <p>a 17 b 255 c 63</p>  | <p>44133T</p> <p>a 15 b 193 c 49,5</p>  | <p>44135T</p> <p>a 16 b 218 c 67</p>  | <p>44136T</p> <p>a 64 b 158 c 64</p>  | <p>44137</p> <p>a 15,5 b 191 c 53,5</p>  | <p>44138T</p> <p>a 14 b 167 c 44</p>  | <p>44139T</p> <p>a 15,5 b 195 c 66</p>  | | | | | |

| steering rack gaiter | | soufflet crémaillère | | fuelle direccìon | | soffietto cremagliera | |
|---|---|--|---|---|---|---|--|
| <p>44140T</p> <p>a 14 b 195 c 56</p> | <p>44141T</p> <p>a 20 b 205 c 54</p> | <p>44142</p> <p>a 18 b 205 c 54</p> | <p>44143T</p> <p>a 13,5 b 191 c 51</p> | <p>44144</p> <p>a 25 b 180 c 42</p> | | | |
| gearbox side boot | | soufflet cote boite | | fuelle lado caca | | cuffia lato cambio | |
| <p>44301</p> <p>a 21 b 97 c 89</p> | <p>44302</p> <p>a 21 b 97 c 94</p> | <p>44304</p> <p>a 24 b 100 c 57</p> | <p>44309</p> <p>a 28 b 110 c 100</p> | <p>44311</p> <p>a 21 b 100 c 100</p> | <p>44313T</p> <p>a 27 b 108 c 94</p> | <p>44315</p> <p>a 18 b 97 c 89</p> | |
| <p>44316</p> <p>a 36 b 120 c 100</p> | <p>44317</p> <p>a 21 b 110 c 100</p> | <p>44320T</p> <p>a 27 b 108 c 89</p> | <p>44321</p> <p>a 20 b 93 c 70</p> | <p>44323</p> <p>a 21 b 100 c 63</p> | <p>44324</p> <p>a 24 b 115 c 100</p> | <p>44325</p> <p>a 24 b 120 c 107.5</p> | |
| <p>44327</p> <p>a 34 b 83 c 80</p> | <p>44330</p> <p>a 18 b 114 c 100</p> | <p>44332T</p> <p>a 30,5 b 76 c 68</p> | <p>44333T</p> <p>a 28 b 102 c 67</p> | <p>44335</p> <p>a 23 b 103 c 57</p> | <p>44338</p> <p>a 21,5 b 85 c 70</p> | <p>44339T</p> <p>a 30,5 b 113 c 77</p> | |

| gearbox side boot | | soufflet cote boite | | fuelle lado caca | | cuffia lato cambio | |
|--|--|--|---|---|--|--|--|
| <p>44340T a 28,5 b 86 c 62</p> | <p>44341T a 27 b 104 c 71</p> | <p>44344 a 22 b 116 c 70</p> | <p>44346 a 24 b 100 c 61</p> | <p>44347T a 27 b 107 c 88</p> | <p>44350T a 27 b 115 c 100</p> | <p>44351 a 21 b 84 c 80</p> | |
| <p>44352T a 28 b 122 c 78</p> | <p>44353T a 27 b 107 c 71</p> | <p>44354 a 45 b 140 c 85</p> | <p>44355 a 16 b 97 c 89</p> | <p>44356T a 25,5 b 95 c 70,5</p> | <p>44357T a 25,5 b 117 c 68,5</p> | <p>44358T a 26 b 105 c 86</p> | |
| <p>44359T a 25,5 b 106 c 70</p> | <p>44360T a 28 b 109 c 62,5</p> | <p>44361 a 21,5 b 95 c 63</p> | <p>44362T a 27 b 100 c 100</p> | <p>44363T a 34 b 77 c 59</p> | <p>44364T a 29,5 b 101 c 96</p> | <p>44365 a 25 b 128 c 119,8</p> | |
| <p>44366T a 30,5 b 138 c 82</p> | <p>44367 a 19 b 91 c 58</p> | | | | | | |

| wheel side boot | | soufflet cote roue | | fuelle lado rueda | | cuffia lato ruota | |
|--|---|--|---|--|--|--|--|
| <p>44201 a 20 b 83 c 75</p> | <p>44202 a 18 b 94 c 68</p> | <p>44203 a 25 b 125 c 86</p> | <p>44207 a 24 b 90 c 90</p> | <p>44208 a 21,5 b 98 c 82</p> | <p>44211 a 16 b 81 c 83</p> | <p>44212 a 45 b 140 c 85</p> | |
| <p>44213 a 29 b 115 c 96</p> | <p>44214 a 21 b 83 c 78</p> | <p>44216T a 21 b 102 c 67</p> | <p>44217 a 26 b 112 c 86</p> | <p>44218 a 21 b 75 c 85</p> | <p>44219 a 29 b 145 c 98</p> | <p>44220 a 29 b 145 c 96</p> | |
| <p>44223 a 28 b 123 c 97</p> | <p>44229T a 30,5 b 125 c 104</p> | <p>44236T a 25,5 b 116 c 93</p> | <p>44250 a 26 b 114 c 78</p> | <p>44251 a 26 b 115 c 87</p> | <p>44252 a 29 b 112 c 95</p> | <p>44253 a 26,5 b 110 c 83</p> | |
| <p>44254T a 25 b 120 c 87</p> | <p>44255T a 25,5 b 60 c 51</p> | <p>44257T a 28 b 86 c 62</p> | <p>44258T a 30,5 b 76 c 68</p> | <p>44259T a 25,5 b 107 c 94</p> | <p>44260T a 27,5 b 115 c 97,5</p> | <p>44261T a 28,5 b 129 c 92,5</p> | |

| wheel side boot | | soufflet cote roue | | fuelle lado rueda | | cuffia lato ruota | |
|--|--|--|--|--|---|---|--|
| <p>44262 a 22 b 78 c 82</p>  | <p>44263 a 19 b 82 c 75</p>  | <p>44264T a 25,5 b 115 c 86</p>  | <p>44265T a 27 b 120 c 91,5</p>  | <p>44266 a 21 b 76 c 90</p>  | <p>44267 a 29,5 b 120 c 95</p>  | <p>44268T a 31 b 136 c 101</p>  | |
| <p>44269T a 32,5 b 139 c 105</p>  | <p>44270T a 20,5 b 103 c 79</p>  | <p>44271 a 35 b 120 c 87</p>  | <p>44272T a 34 b 77 c 59</p>  | | | | |
| | | | | | | | |
| | | | | | | | |